

PiWeb

All Data. One Software



We make it visible.

PiWeb

Reporting made easy

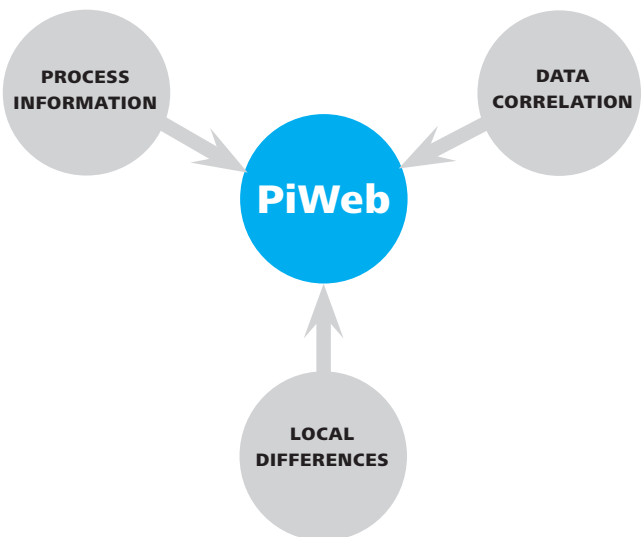
ZEISS PiWeb was developed to make the display and analysis of your measurement data easier than ever before. Performance, flexibility and intuitive operation make it the best system in its class.

Informative diagrams, statistical analyses and CAD displays visualize your measurement data and allow you to optimally monitor all your production processes.

PiWeb

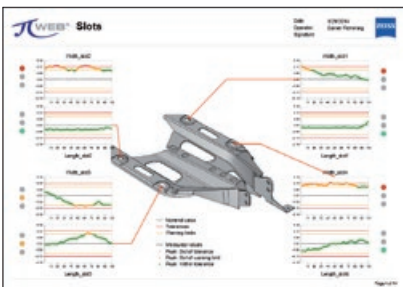
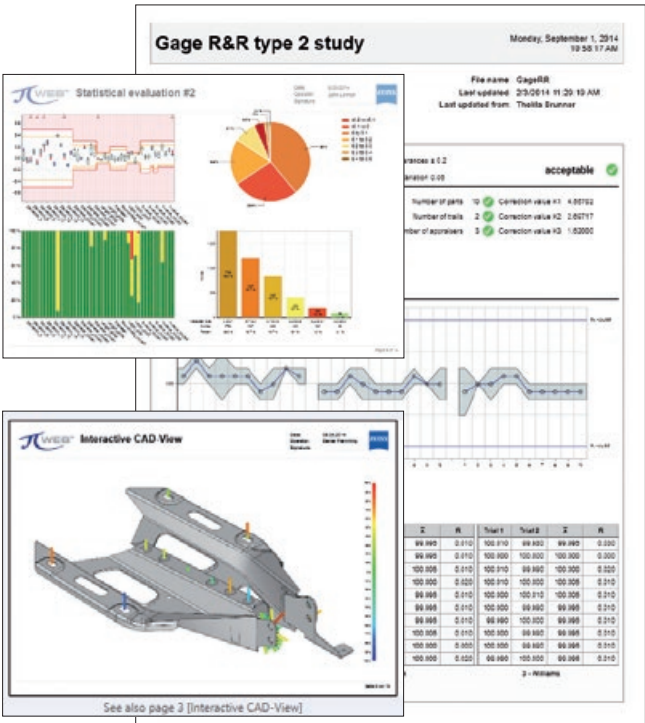
Close the gaps

ZEISS PiWeb combines the quality data of multiple measuring systems to create dynamic, graphic measurement reports. It enables measuring technology, production and quality management to easily access all measurement reports anytime, anywhere.



PiWeb Reports

Make your measurement data visible using numerous integrated diagrams, plots and tables. Integrated templates simplify access and lay the foundation for reports tailored to your needs. View your measurement data in 3D with integrated options to display CAD models.



ZEISS PiWeb reporting

- Extensive functions for default or custom printout with a ZEISS CMM
- Application tailored embedded database
- Storage of up to 10 measurements per inspection plan possible

ZEISS PiWeb reporting plus

- Extensive functions for default or custom printout with a ZEISS CMM
- Application tailored embedded database
- Measurement system analysis by GR&R Study 1 and 2
- Several series of measurement for statistical evaluations executable

ZEISS PiWeb sbs

- Network solution for storage and evaluation of multiple data providers results
- Easy to install and administrate data base system
- Predefined configured data base
- Automozed data input for non ZEISS devices

ZEISS PiWeb enterprise

- Network solution for storage and evaluation of multiple data providers results
- Customized and multiple data base configurations
- Support of Oracle and MS SQL data base systems
- Voluminous and highly performant data base system for global use
- Automozed data input for non ZEISS devices
- Job engine available for e.g. data compression

PiWeb Highlights

Create custom part stories for your product. You can easily create elaborate reports which combine multiple parts and data from different measurement systems into one document.

Secure your investments leveraging ZEISS PiWeb's support to third-party measurement systems and manual gages. Open source software interfaces make it easy to integrate ZEISS PiWeb with your custom applications environment.

Access your data anytime and anywhere with ZEISS PiWeb's powerful client-server architecture. Easy server setup and configuration keeps IT costs at a minimum and allows you to concentrate on your production process.

Make your data visible using a multitude of built-in charts, plots and tables. Pre-defined templates and samples make it easy to get you started and provide a basis to tailor each report to your specific requirements.

Interact with your data in 3D using ZEISS PiWeb's built-in CAD capabilities. Optimum performance even allows you to view and analyze point cloud data from optical measurement systems on a standard laptop.

Secure your data by using ZEISS PiWeb's integrated user management and encrypted connections.

**Carl Zeiss
Industrielle Messtechnik GmbH**

73446 Oberkochen
Germany

Sales: +49 (0) 7364/ 20-6336
Service: +49 (0) 7364/ 20-6337
Fax: +49 (0) 7364/ 20-3870
Email: info.metrology.de@zeiss.com
Internet: www.zeiss.com/imt

EN_60_011_00031 Printed in Germany CZ-IV/2015 P00

Subject to change in design and scope of delivery and as a result of ongoing technical development.
Printed on chlorine-free bleached paper © Carl Zeiss Industrielle Messtechnik GmbH