

# ZEISS Premium Cataract Workflow

Boost your clinical and commercial success with cutting edge technology



Stay out in front with amazing technology from ZEISS that will take your refractive outcomes, your workflow, and your patients' experience to the next level.




## Assess & educate

Building a picture and a patient relationship



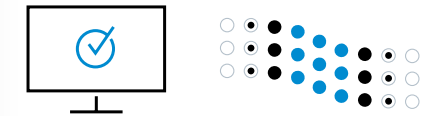
## Plan

Connecting clinic and OR to enhance decision-making



## Treat

Ensuring surgical excellence with smart technology



## Check

Verifying refractive outcomes and smooth patient recovery

# ZEISS Premium Cataract Workflow

Boost your clinical and commercial success with cutting edge technology



## Assess & educate

Building a picture and a patient relationship

Pre-operative evaluation gives you the insights to reduce the clinical risk of surgery and the opportunity to establish the trust of your patients.



**ZEISS IOLMaster 700**  
Featuring Total Keratometry (TK), this SWEPT-Source OCT biometer is made for cataract surgeons that require superior measurements to get fewer refractive surprises.



**ZEISS CIRRUS 6000**  
The next-generation OCT from ZEISS delivers high-speed image capture with HD imaging detail and a wider field of view.



**ZEISS Patient Communication**  
Helping you to interact with patients at each step of the patient journey for better understanding of treatment options and expectation management.



**ZEISS ATLAS 500**  
Multi-modality corneal topography system for comprehensive assessment of corneal irregularities, corneal aberrations, and dry eye.




## Plan

Connecting clinic and OR to enhance decision-making



## Treat

Ensuring surgical excellence with smart technology



## Check

Verifying refractive outcomes and smooth patient recovery

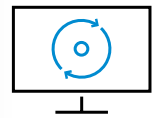
# ZEISS Premium Cataract Workflow

Boost your clinical and commercial success with cutting edge technology



## Assess & educate

Building a picture and a patient relationship



## Plan

Connecting clinic and OR to enhance decision-making

Connecting the dots between diagnostics, surgical requirements and patient needs will streamline your workflow.



### ZEISS EQ Workplace

Software designed to save time during pre-operative processes, protect against never-events, and access data from anywhere.



### ZEISS IOL Power Calculation Service

An expert service performed by trained optometrists to support in ZEISS IOL calculation and selection.



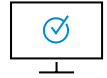
### ZEISS Digital Ordering Platform

Order surgical products, manage your IOL inventory, bill and replace IOLs, and track deliveries – quickly, easily, and conveniently.



## Treat

Ensuring surgical excellence with smart technology



## Check

Verifying refractive outcomes and smooth patient recovery



# ZEISS Premium Cataract Workflow

Boost your clinical and commercial success with cutting edge technology



## Assess & educate

Building a picture and a patient relationship



## Plan

Connecting clinic and OR to enhance decision-making



## Treat

Ensuring surgical excellence with smart technology

To consistently achieve the refractive outcomes you demand – and exceed your patients' expectations – takes surgical excellence, a good team and great technology.



### ZEISS AT ELANA

Maximizing patient satisfaction by combining the best of ZEISS trifocal technology on a hydrophobic C-loop platform, fully preloaded.



### ZEISS ARTEVO 850

Next-generation 3D microscope leveraging digital visualization, with increased depth of field and workflow integration.



### ZEISS QUATERA 700

A whole new experience in phaco with the ZEISS patented QUATTRO Pump and one sterile surgical cockpit.



### ZEISS AT LISA tri

The reference trifocal IOL that provides maximum spectacle independence, ensuring happy patients; with proven performance confirmed in numerous studies in peer-reviewed publications.



## Check

Verifying refractive outcomes and smooth patient recovery



# ZEISS Premium Cataract Workflow

Boost your clinical and commercial success with cutting edge technology



## Assess & educate

Building a picture and a patient relationship



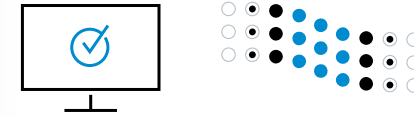
## Plan

Connecting clinic and OR to enhance decision-making



## Treat

Ensuring surgical excellence with smart technology



## Check

Verifying refractive outcomes and smooth patient recovery

A thorough post-op exam can help you better plan the further care of your patient – and help you improve the management of your future patients.



**ZEISS SL 800 & ZEISS SL Imaging Solution**  
Proven quality for optical performance. Each is unique in its usability, application range and special qualities.



**ZEISS Surgery Optimizer**  
The AI-based web application offering benchmarking of surgical technique and providing a personal case library.



**ZEISS VISULAS yag**  
Laser workplace for precise posterior capsulotomy with integrated documentation to speed up your workflow.

# ZEISS Premium Cataract Workflow

Boost your clinical and commercial success with cutting edge technology



## Assess & educate


Building a picture and a patient relationship



ZEISS IOLMaster 700



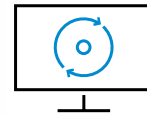
ZEISS CIRRUS 6000



ZEISS Patient Communication



ZEISS ATLAS 500



## Plan

Connecting clinic and OR to enhance decision-making



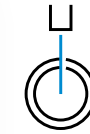
ZEISS EQ Workplace



ZEISS IOL Power Calculation Service



ZEISS Digital Ordering Platform



## Treat

Ensuring surgical excellence with smart technology



ZEISS AT ELANA



ZEISS ARTEVO 850



ZEISS QUATERA 700



ZEISS AT LISA tri



## Check

Verifying refractive outcomes and smooth patient recovery



ZEISS SL 800 & ZEISS SL Imaging Solution



ZEISS Surgery Optimizer



ZEISS VISULAS yag

# ZEISS Premium Cataract Workflow

Boost your clinical and commercial success with cutting edge technology



## Assess & educate


Building a picture and a patient relationship



**ZEISS IOLMaster 700**  
Featuring Total Keratometry (TK), this SWEPT Source OCT optical biometer is made for cataract surgeons that require superior measurements to get fewer refractive surprises.



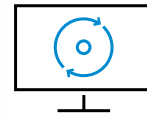
**ZEISS CIRRUS 6000**  
The next-generation OCT from ZEISS delivers high-speed image capture with HD imaging detail and a wider field of view.



**ZEISS Patient Communication**  
Helping you to interact with patients at each step of the patient journey for better understanding of treatment options and expectation management.



**ZEISS ATLAS 500**  
Multi-modality corneal topography system for comprehensive assessment of corneal irregularities, corneal aberrations, and dry eye.



## Plan

Connecting clinic and OR to enhance decision-making



**ZEISS EQ Workplace**  
Software designed to save time during pre-operative processes, protect against never-events, and access data from anywhere.



**ZEISS IOL Power Calculation Service**  
An expert service performed by trained optometrists to support in ZEISS IOL calculation and selection.



**ZEISS Digital Ordering Platform**  
Order surgical products, manage your IOL inventory, bill and replace IOLs, and track deliveries – quickly, easily, and conveniently.



## Treat

Ensuring surgical excellence with smart technology



**ZEISS AT ELANA**  
Maximizing patient satisfaction by combining the best of ZEISS trifocal technology on a hydrophobic C-loop platform, fully preloaded.



**ZEISS ARTEVO 850**  
Next-generation 3D microscope leveraging digital visualization, with increased depth of field and workflow integration.



**ZEISS QUATERA 700**  
A whole new experience in phaco with the ZEISS patented QUATTRO Pump and one sterile surgical cockpit.



**ZEISS AT LISA tri**  
The reference trifocal IOL that provides maximum spectacle independence, ensuring happy patients; with proven performance confirmed in numerous studies in peer-reviewed publications.



## Check

Verifying refractive outcomes and smooth patient recovery



**ZEISS SL 800 & ZEISS SL Imaging Solution**  
Proven quality for optical performance. Each is unique in its usability, application range and special qualities.



**ZEISS Surgery Optimizer**  
The AI-based web application offering benchmarking of surgical technique and providing a personal case library.



**ZEISS VISULAS yag**  
Laser workplace for precise posterior capsulotomy with integrated documentation to speed up your workflow.



Seeing beyond