



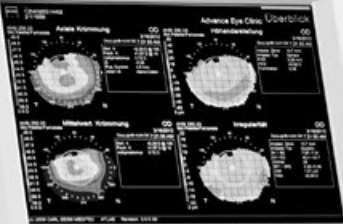
## CRS-Master from ZEISS

Planning customized treatments





ATLAS



ZEISS

50

# ZEISS CRS-Master

## Optimized for customized laser treatments

ZEISS has embraced the goal to constantly improve the refractive outcomes of excimer laser surgery. To succeed, we continually analyze each component of the surgical process, from diagnosis to preparation and finally the actual procedure, always looking for opportunities to innovate and optimize results.

The CRS-Master®\* is a flexible and efficient remote treatment planning station for conventional and customized laser vision corrections, including LASIK, Femto-LASIK, PRK and LASEK. It also enables binocular treatment planning for presbyopic patients using the unique PRESBYOND® Laser Blended Vision\* option from ZEISS.

### CRS-Master facts

With its comprehensive capabilities, the CRS-Master provides a solid foundation for customized diagnosis, treatment planning and refractive corrections. It is a valuable instrument for virtually any practice environment.

- Conventional sphere, cylinder and axis correction
- Topography-guided customized treatments
- PRESBYOND Laser Blended Vision a solution for patients with presbyopia
- Integration of individual preoperative patient parameters
- System-internal networking for documentation and data backup
- Safe treatment planning due to intuitive user interface including consistency checks
- Functional design permits user-oriented configuration of the system
- Workflow-optimized treatment planning independent from excimer laser (data transfer possible via USB memory stick)
- Modern, modular and space-saving equipment

# Performance-oriented workflow

## Treatment planning the easy way

With the CRS-Master® from ZEISS, treatment planning is greatly simplified.

The versatile planning station conveniently combines all relevant measurement and treatment data, quickly generating specific screens and overview displays. Its intuitive menu guidance supports smooth workflow.

The treatment parameter can be adjusted as needed. With the Treatment Assistant functionality, for example, you can continually monitor selected settings such as the residual stromal thickness in the background – and be on the safe side. Another function automatically inspects the consistency of the flap thickness and diameter.

A key advantage: treatment planning with the CRS-Master can be flexibly performed at your preferred workstation, allowing you to further streamline your OR-workflow and significantly increase patient throughput.

## Systems that communicate

Refractive surgeons also benefit from product compatibility designed for practice management efficiency. CRS-Master treatment data can be transferred to the MEL® 90\* excimer laser via USB memory stick to facilitate customized and conventional ablations. These patient-specific data can also be transferred from the MEL 90 via network connection to the ZEISS VisuMax® femtosecond system to perform Femto-LASIK procedures, thereby eliminating the need for repeated patient data entry.



### **An ideal match**

*The CRS-Master and the MEL 90 excimer laser are an ideal combination for performing conventional and topography-guided laser vision corrections as well as customized ablations for presbyopic patients with the unique PRESBYOND® Laser Blended Vision.*



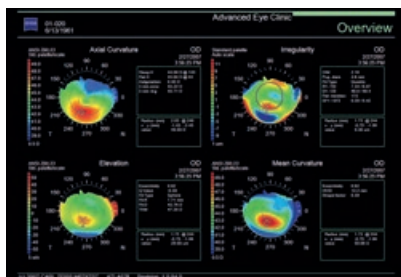
## ZEISS CRS-Master for topography-guided customized treatments

### Capturing every corneal detail

Corneal topography with ATLAS® 9000 from ZEISS is an additional element of the treatment planning portfolio with the CRS-Master. Even the slightest deviations in the corneal surface can be precisely recorded and targeted for correction. This is a real opportunity for treating patients with visual complaints based on corneal irregularities.

The fully automatic Treatment Assistant functionality as well as specific fine settings offer maximum adjustability. In difficult cases, even when there is very little residual tissue left, it is possible to perform a corrective ablation that may achieve sustained improvement of the patient's vision.

The ZEISS CRS-Master is designed to selectively control the centering of sphere and cylinder components within the overall treatment zone. The difference between the pupil center and the visual axis is already considered during planning stage for the subsequent eye tracker positioning, and can be an improvement for the customized treatment of your patients.



ATLAS 9000 topography analysis

# ZEISS PRESBYOND Laser Blended Vision

## A clear choice for patients with presbyopia

### Designed for a growing demographic

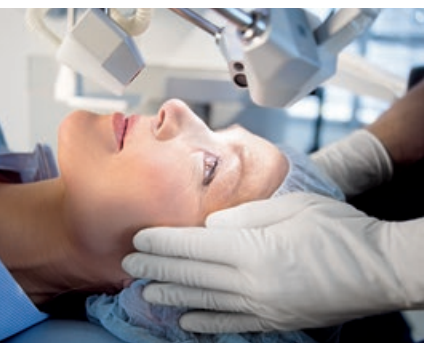
PRESBYOND® Laser Blended Vision is an optimized software solution for patients with age-related loss of lens accommodation. Ideally suited for serving the needs of patients 40–60 years of age – a fast-growing demographic group interested in sophisticated options. Surgeons like you can implement PRESBYOND Laser Blended Vision as easily as conventional LASIK.

### The unique Blend Zone

PRESBYOND corrections enable patients to benefit from a unique Blend Zone, which is achieved by increasing the depth of field in both eyes. With it, patients enjoy good near, intermediate and distance visual acuity. The treatment planning is highly customized, factoring in the patient's functional age for each eye as well as preoperative wavefront data. The patient-specific aspheric ablation profile is used to create a continuous refractive power gradient. As a result, patients experience an immediate improvement with virtually no compromises such as reduced contrast sensitivity and stereoacuity.

### A dynamic duo for treating presbyopic patients

As a valuable optional functionality, PRESBYOND allows refractive surgeons already using a CRS-Master® and MEL® 90 excimer laser from ZEISS to significantly expand their LASIK repertoire and increase their patient base. This dynamic duo enables customized refractive laser corrections that go beyond the limits of conventional monovision methods. That is a decisive competitive advantage over LASIK practices only specializing in conventional monovision treatment methods.



*PRESBYOND Laser Blended Vision – the intuitive software tool for binocular, age-optimized treatment planning*

\* CRS-Master, MEL 90 and PRESBYOND are not approved for sale in the United States.



## Technical data

### CRS-Master from ZEISS

Dimensions (W x D x H)	Max. 1.06 m x 0.42 m x 1.51 m
Weight	Max. 110 kg
Input voltage with table	120, 230 V AC $\pm$ 10 %
without table	100, 120, 230 V AC; adjustable, single phase
Input current	Max. 6.3 A
Nennfrequenz	50/60 Hz
Ambient conditions	Temperature +15 . . . +30° C Relative humidity 30 . . . 75 % Non condensing Air pressure 700 . . . 1060 hPa
Data backup	CD/DVD
Data transfer	USB flash memory drive (USB memory stick)
Data printout	Via network connection with Eth- ernet cable and optional network isolator
Approval	CE mark as per Medical Device Directive 93/42/EEC

### MEL 90 from ZEISS

Type	ArF excimer laser
Wavelength	193 nm
Frequenz	FLEXIQUENCE® 250 Hz/500 Hz
Dimensions (W x D x H)	1.63 m x 0.73 m x 1.48 m – 1.70 m MEL 90 with patient supporting system: 3.23 m x 2.38 m x 1.70 m
Surgical microscope	OPMI® pico with integrated HD video camera
Active eye tracker	Infrared, pupil and limbus tracking, 1050 frames per second (fps), manual ablation center selection, automatic Pupil Center Shift Correction
Beam dimensions	0.7 mm FWHM (full width at half maximum), Gaussian beam profile

Laser warn sign MEL 90



CE 0297

CRS-Master  
PRESBYOND  
ATLAS 9000  
MEL 90  
VisuMax



**Carl Zeiss Meditec AG**

Goeschwitzer Strasse 51–52

07745 Jena

Germany

[www.zeiss.com/med/contacts](http://www.zeiss.com/med/contacts)

[www.zeiss.com/crs-master](http://www.zeiss.com/crs-master)

**EN\_34\_010\_0001111** Printed in Germany CZ-V/2019 International edition: Not for sale in the US.  
The contents of the brochure may differ from the current status of approval of the product or service offering in your country. Please contact our regional representatives for more information.

Subject to changes in design and scope of delivery and due to ongoing technical development. CRS-Master, PRESBYOND, ATLAS, MEL, FLEXIQUENCE, VisuMax and OPMI are either trademarks or registered trademarks of Carl Zeiss Meditec AG or other companies of the ZEISS Group in Germany and/or other countries.  
© Carl Zeiss Meditec AG, 2019. All rights reserved.