

ZEISS Cataract Workflow

Efficiency without
compromise

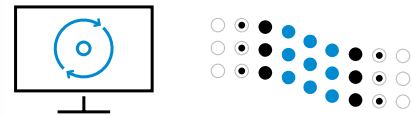


ZEISS understands your desire to enhance the efficiency and clinical outcomes for cataract procedures. By connecting devices, data, and applications, the ZEISS portfolio enables a seamless integration from office to OR and back.




Assess & educate

Obtaining deeper insights and engaging patients early on




Plan

Streamlining pre-operative planning



Treat

Bringing surgical efficiency to the next level




Check

Enabling learning for future cases

ZEISS Cataract Workflow

Efficiency without
compromise



Assess & educate

Obtaining deeper insights and engaging patients early on

Precise measurement and visualization support your clinical decisions while educational tools help set patient expectations from the very beginning.



ZEISS EYEGUIDE

A mobile application for patients that helps healthcare providers to increase patient satisfaction with little effort.



ZEISS IOLMaster 700

SWEPT Source OCT biometer with Central Topography. Provides information on the central corneal shape – right from the start.



ZEISS CIRRUS 6000

The next-generation OCT from ZEISS delivers high-speed image capture with HD imaging detail and a wider field of view.




ZEISS ATLAS 500

State-of-the-art, multi-modality corneal topography system for comprehensive assessment of corneal irregularities.



Plan

Streamlining pre-operative planning



Treat

Bringing surgical efficiency to the next level



Check

Enabling learning for future cases

ZEISS Cataract Workflow

Efficiency without
compromise



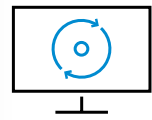
en-INT_32_025_0060V

Not all products, services or offers referenced in this presentation are approved or offered in every market and approved labeling and instructions may vary from one country to another.



Assess & educate

Obtaining deeper insights and engaging patients early on



Plan

Streamlining pre-operative planning

In busy practices, using integrated solutions can save you valuable time in pre-op planning and ordering.



ZEISS EQ Workplace

Software designed to save time during pre-operative processes, protect against never-events, and access data from anywhere.




ZEISS Digital Ordering Platform

Order surgical products, manage your IOL inventory, bill and replace IOLs, and track deliveries – quickly, easily, and conveniently.



Treat

Bringing surgical efficiency to the next level



Check

Enabling learning for future cases


ZEISS Cataract Workflow

Efficiency without
compromise



Assess & educate

Obtaining deeper insights and engaging patients early on



Plan

Streamlining pre-operative planning



Treat

Bringing surgical efficiency to the next level

To optimize your surgical workflow, you need intuitive equipment and consumables to deliver reliable patient outcomes even when a routine turns into a challenge.



ZEISS OPMI LUMERA

Surgical microscopes from ZEISS for excellence in optics and illumination.



ZEISS QUATERA 700

A whole new experience in phaco with the ZEISS patented QUATTRO Pump for chamber stability independent of IOP and flow.



ZEISS OPTIKIT

Customizable surgical packs including ZEISS phaco accessories, to complete a single cataract procedure.



ZEISS CT LUCIA

Hydrophobic, monofocal, C-loop IOLs, available in different optic designs, suitable for a wide range of patients.



ZEISS OVDs

State-of-the-art ophthalmic viscosurgical devices (OVDs) for each step of the ophthalmic procedure.



Check

Enabling learning for future cases

ZEISS Cataract Workflow

Efficiency without
compromise



Assess & educate

Obtaining deeper insights and engaging patients early on



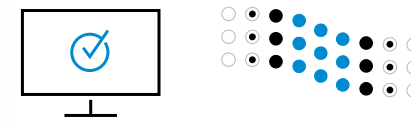
Plan

Streamlining pre-operative planning



Treat

Bringing surgical efficiency to the next level



Check

Enabling learning for future cases

Building on data to continuously improve your practice.



ZEISS SL 800 & ZEISS SL Imaging Solution
Enabling convenient capturing of high-quality images and videos for documentation, patient education, or publishing.



ZEISS Surgery Optimizer
Software that enables surgeons to optimize their surgical technique and provides a library of cases.



ZEISS VISULAS yag
Laser workplace for precise posterior capsulotomy with integrated documentation to speed up your workflow.

ZEISS Cataract Workflow

Efficiency without
compromise



Assess & educate

Obtaining deeper insights and engaging patients early on



ZEISS EYEGUIDE



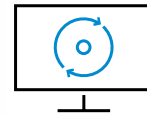
ZEISS IOLMaster 700



ZEISS CIRRUS 6000



ZEISS ATLAS 500



Plan

Streamlining pre-operative planning



ZEISS EQ Workplace



ZEISS Digital Ordering Platform



Treat

Bringing surgical efficiency to the next level



ZEISS OPMI LUMERA



ZEISS QUATERA 700



ZEISS OPTIKIT



ZEISS CT LUCIA



ZEISS OVDs



Check

Enabling learning for future cases



ZEISS SL 800 & ZEISS SL Imaging Solution



ZEISS Surgery Optimizer



ZEISS VISULAS yag

ZEISS Cataract Workflow

Efficiency without
compromise



Assess & educate

Obtaining deeper insights and engaging patients early on



ZEISS EYEGUIDE
A mobile application for patients that helps healthcare providers to increase patient satisfaction with little effort.



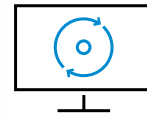
ZEISS IOLMaster 700
SWEPT Source OCT biometer with Central Topography. Provides information on the central corneal shape – right from the start.



ZEISS CIRRUS 6000
The next-generation OCT from ZEISS delivers high-speed image capture with HD imaging detail and a wider field of view.



ZEISS ATLAS 500
State-of-the-art, multi-modality corneal topography system for comprehensive assessment of corneal irregularities.



Plan

Streamlining pre-operative planning



ZEISS EQ Workplace
Software designed to save time during pre-operative processes, protect against never-events and access data from anywhere.



ZEISS Digital Ordering Platform
Order surgical products, manage your IOL inventory, bill and replace IOLs, and track deliveries – quickly, easily and conveniently.



Treat

Bringing surgical efficiency to the next level



ZEISS OPMI LUMERA
Surgical microscopes from ZEISS for excellence in optics and illumination.



ZEISS QUATERA 700
A whole new experience in phaco with the ZEISS patented QUATTRO Pump for chamber stability independent of IOP and flow.



ZEISS OPTIKIT
Customizable surgical packs including ZEISS phaco accessories, to complete a single cataract procedure.



ZEISS CT LUCIA
Hydrophobic, monofocal, C-loop IOLs, available in different optic designs, suitable for a wide range of patients.



ZEISS OVDs
State-of-the-art ophthalmic viscosurgical devices (OVDs) for each step of the ophthalmic procedure.



Check

Enabling learning for future cases



ZEISS SL 800 & ZEISS SL Imaging Solution
Enabling convenient capturing of high-quality images and videos for documentation, patient education, or publishing.



ZEISS Surgery Optimizer
Software that enables surgeons to optimize their surgical technique and provides a library of cases.



ZEISS VISULAS yag
Laser workplace for precise posterior capsulotomy with integrated documentation to speed up your workflow.



Seeing beyond