



**BE PROACTIVE
WITH YOUR EYE
HEALTH.**

To learn more, visit the National Eye Institute at

<https://nei.nih.gov>

<https://nei.nih.gov/health/maculardegen/>

<https://nei.nih.gov/health/diabetic/>

<https://nei.nih.gov/health/glaucoma/>

Don't let eye diseases go unnoticed.

Talk to us to learn more about an ultra-widefield fundus exam.

**WHY IS AN
ULTRA-WIDE
FUNDUS EXAM
IMPORTANT?**

**TO TAKE
CHARGE OF
YOUR EYE
HEALTH**

Retinal Health Check

Examining the peripheral retina is critical.

Some of the most harmful eye diseases, such as retinal tears, ocular tumors and diabetic retinopathy, occur in the far periphery of the eye, making them difficult to detect. Symptoms often do not manifest in the early stages and vision may not be affected until there is significant and unrecoverable damage.

Using the **ultra-widefield fundus imaging technology**, your eye doctor can capture a wide, high-resolution image of your retina, facilitating comprehensive assessment of your eye health for proactive detection of eye disease.

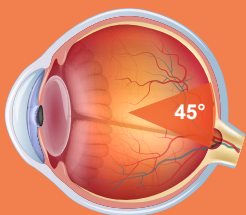
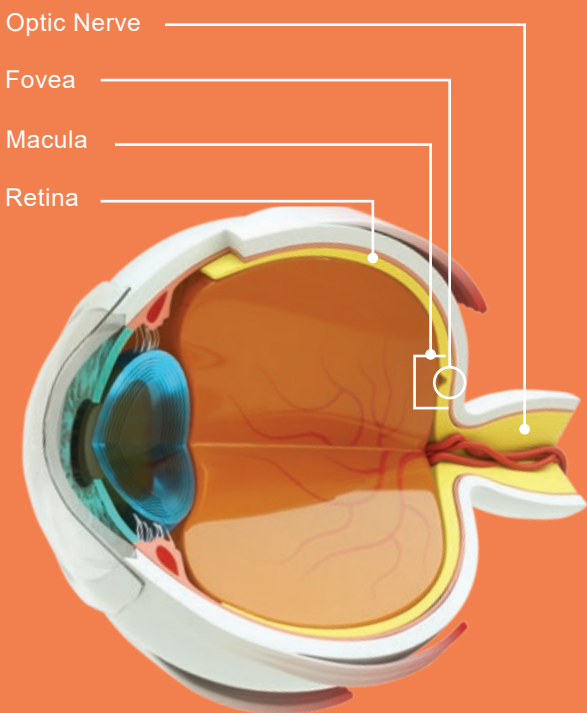


Why your doctor reco ultra-widefield fundus

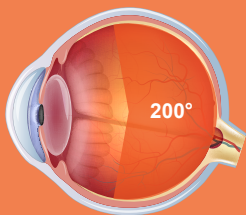
The ultra-widefield fundus exam is beneficial even if your eyes are healthy. By documenting the health of your retina periodically, your eye doctor can compare images side-by-side and detect subtle changes in your eyes over time. These changes might otherwise go unnoticed and can be the hallmark of early changes in your eye health.

***Take charge of your eye health.
Let us help you preserve your
vision using ultra-widefield imaging
technology.***

mmends an
exam.



Traditional
fundus image



Ultra-widefield
fundus image

Common eye disease without early fundus e



Diabetic retinopathy (DR)

It is estimated that one-third of adults with diabetes are affected by DR, which may cause blind spots and/or floaters. In severe cases, it may lead to blindness.



Macular degeneration (AMD)

A progressing eye disease that often goes undetected, AMD is a leading cause of central vision loss in people over 60.



Glaucoma

Often called the “silent thief of sight,” glaucoma affects peripheral vision without warning.

s often unnoticed
xams.

