



Seeing beyond

ZEISS VISULYZE

Your all-in-one refractive data and nomogram tool.

As a refractive surgeon, data plays a key role in your everyday life. That's why VISULYZE® from ZEISS has been designed to help you with collecting and analyzing your patient data, while also creating and providing detailed nomograms and giving you more control during every surgery. The powerful all-in-one software tool can help optimize your patient results with ZEISS Refractive Lasers and generally improve outcome predictability. As a result, you could increase patient satisfaction.



Take the step toward improved results with ZEISS VISULYZE and create your personalized user nomograms based on your clinic, your devices and your applications.

ZEISS Refractive Lasers are generally proven for their effectiveness. While these devices will typically provide satisfactory clinical results, slight deviations caused by the physical location, manifest refraction and surgical technique, patient demographics and more may give different results. Now ZEISS can help you with a software that gives you the opportunity to review, update and save your nomograms at any time.

Your comprehensive all-in-one tool.

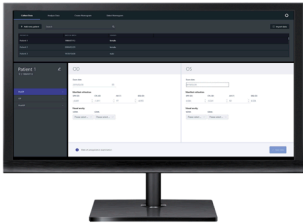
- Create as many personalized user nomograms as needed with only one license.
- Create clinical reports by using standard graphs in refractive surgery.
- Work efficiently with an intuitive user interface.
- Make an important step to improve your outcome predictability.
- Completely own the software and be in control of all your data.
- Get a clear overview of your clinical results.
- Review and adjust the calculated details before saving nomograms.

Stay efficient with a simple workflow:

- **Collect your data:**
Collect your data in a standardized way for various analysis options and detailed nomograms.
- **Analyze your data:**
Apply filters to your data and generate JRS Standard Nine Graphs, Binocular Visual Acuity Graphs and Polar Plots*.
- **Create personalized nomograms:**
Filter your data by surgeon, device, treatment type and more to create individual nomograms for every surgeon. Compare and flexibly adjust nomograms with comparison interface.
- **Select nomograms:**
See a full list of all the nomograms you have created and export them as look-up tables, apply for individual treatment planning or you can digitally import your nomogram into your next SMILE treatment planning.

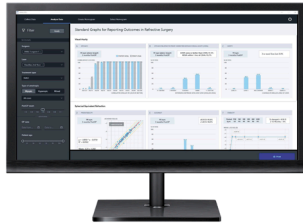
Be in control.

Your simple and efficient workflow.



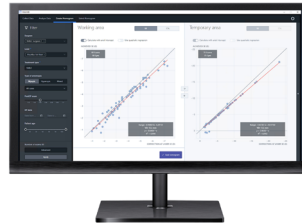
1. Collect data

Enter refractive data from your clinic. Manually enter data per patient or import existing data via an Excel template.



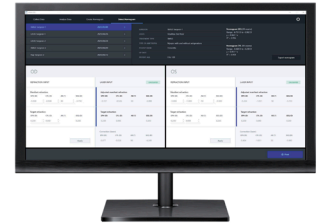
2. Analyze data

Filter the data and create JRS Standard Nine Graphs, Binocular Visual Acuity Graphs and Polar Plots*. Export picture files for PowerPoint presentations and publications.



3. Create nomogram

Filter the data, compare and adjust and create any nomogram based on user, device, treatment type, ametropia, and much more.



4. Select nomogram

See an overview of all nomograms created. Export look-up tables or digital copies of your nomogram and create mini treatment plans for upcoming patients.

Take control starting now.

Get more information on ZEISS VISULYZE and start using your personalized user nomogram.

In addition to ZEISS VISULYZE, you can take advantage of the ZEISS User Nomogram Service to receive personalized user nomograms as well as clinic-specific analysis of your refractive outcomes. Please ask your ZEISS Clinical Application Specialist.

*Based on the Alpins Method (ICRS).



0297
VISULYZE



Carl Zeiss Meditec AG
Goeschwitzer Strasse 51-52
07745 Jena
Germany
www.zeiss.com/visulyze
www.zeiss.com/med/contacts

en-INT_34_010_0021III Printed in Germany. CZ-XII/2022 International edition. Software classified as non medical device in the USA. The contents of the brochure may differ from the current status of approval of the product or service offering in your country. Please contact our regional representatives for more information. Subject to changes in design and scope of delivery and due to ongoing technical development. VISULYZE is a registered trademark of Carl Zeiss Meditec AG or other companies of the ZEISS Group in Germany and/or other countries.
© Carl Zeiss Meditec AG, 2022. All rights reserved.