


**ACCUJECT 3.0-1P injector set with
ZEISS CT SPHERIS 204 & CT ASPHINA 404
high diopter range**
Handling instructions

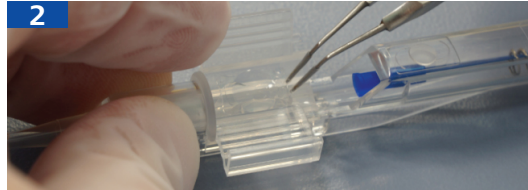


We make it visible.


ACCUJECT™ 3.0-1P injector set is compatible with ZEISS CT SPHERIS® 204 +31.0 to +45.0 D and ZEISS CT ASPHINA® 404 +31.0 to +42.0 D



Inject OVD into the cartridge tip and along the channels.



Place the IOL in the center of the open cartridge. Use forceps to push down on the edges of the optic to ensure that the optic and haptics are positioned under the ledges of the cartridge.



Maintain the IOL in place with the folding forceps while closing the cartridge. Take care that the haptics do not slip out from the cartridge grooves between the wings.



Advance the plunger until it begins to move the IOL forward and ensure that it is moving freely.



To control the release of the IOL from the tip, slow down the movement of the plunger when the optic portion of the lens reaches the beveled end of the tip.

EN_32_022_00101

The contents of the brochure may differ from the current status of approval of the product in your country. Please contact our regional representative for more information. Subject to change in design and scope of delivery and as a result of ongoing technical development. CT ASPHINA and CT SPHERIS are registered trademarks of Carl Zeiss Meditec. ACCUJECT is a trademark of Meditel (CE 0482). Printed on elemental chlorine-free bleached paper. © 2014 by Carl Zeiss Meditec AG. All copyrights reserved.



0297 CT ASPHINA 404
CT SPHERIS 204



Carl Zeiss Meditec AG

Goeschwitzer Str. 51–52

07745 Jena

Germany

www.meditec.zeiss.com/iol

www.meditec.zeiss.com/contacts