

# Maximizing patient satisfaction by combining leading technologies.



**ZEISS AT ELANA 841P**

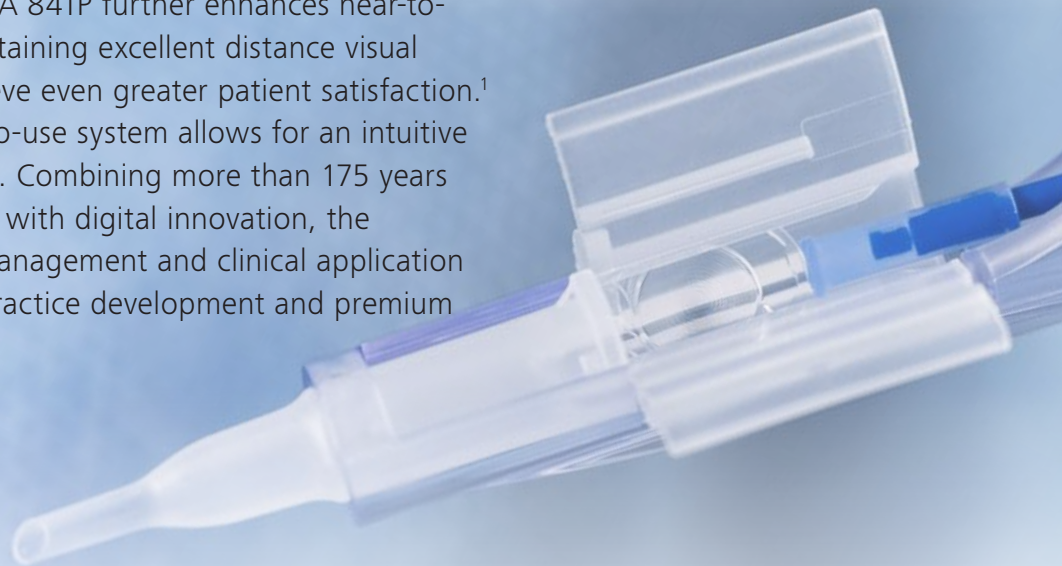


[zeiss.com/elana](https://zeiss.com/elana)



Seeing beyond

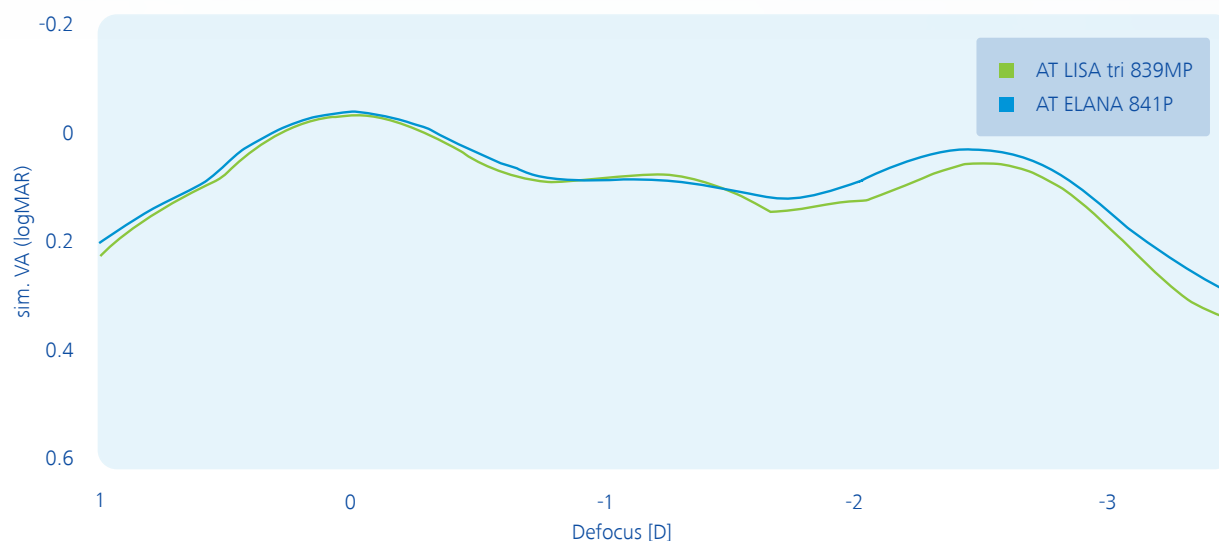
Discover the new trifocal IOL from ZEISS – now on a hydrophobic C-loop platform. Based on the proven trifocal optical design of ZEISS AT LISA tri, AT ELANA® 841P from ZEISS offers excellent vision at all distances. ZEISS AT ELANA 841P further enhances near-to-intermediate vision while maintaining excellent distance visual acuity and is designed to achieve even greater patient satisfaction.<sup>1</sup> The fully preloaded and easy-to-use system allows for an intuitive and reliable surgical procedure. Combining more than 175 years of technical expertise in optics with digital innovation, the accompanying ZEISS patient management and clinical application tools enable state-of-the-art practice development and premium patient care.



## The best of ZEISS trifocal technology.

Improving near-to-intermediate vision without compromising far vision.

With improved diffractive structure, ZEISS AT ELANA 841P offers an increased light transmission efficiency which together with a higher allocation of light towards near vision can be expected to provide enhanced near-to-intermediate vision without compromising visual acuity at far distance.<sup>1</sup>



*Unpublished data on file. Simulated visual acuity, based on optical bench MTF measurements. Pupil size: 3mm. Aberration neutral (ISO 1) cornea model.*

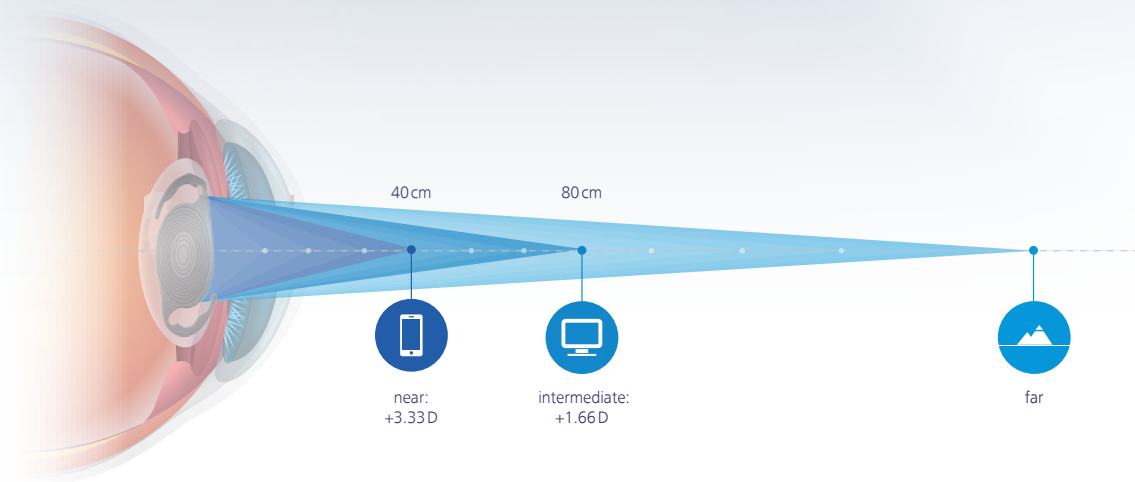
<sup>1</sup> Compared to ZEISS AT LISA tri 839 in photopic conditions in optical bench tests and in virtual implantations.




## Based on proven ZEISS AT LISA tri optical design.

Based on the optical design of the trifocal ZEISS AT LISA tri, a clinically proven IOL with over 170 peer-reviewed publications, ZEISS AT ELANA 841P is designed to provide excellent clinical performance and exceptional patient satisfaction:

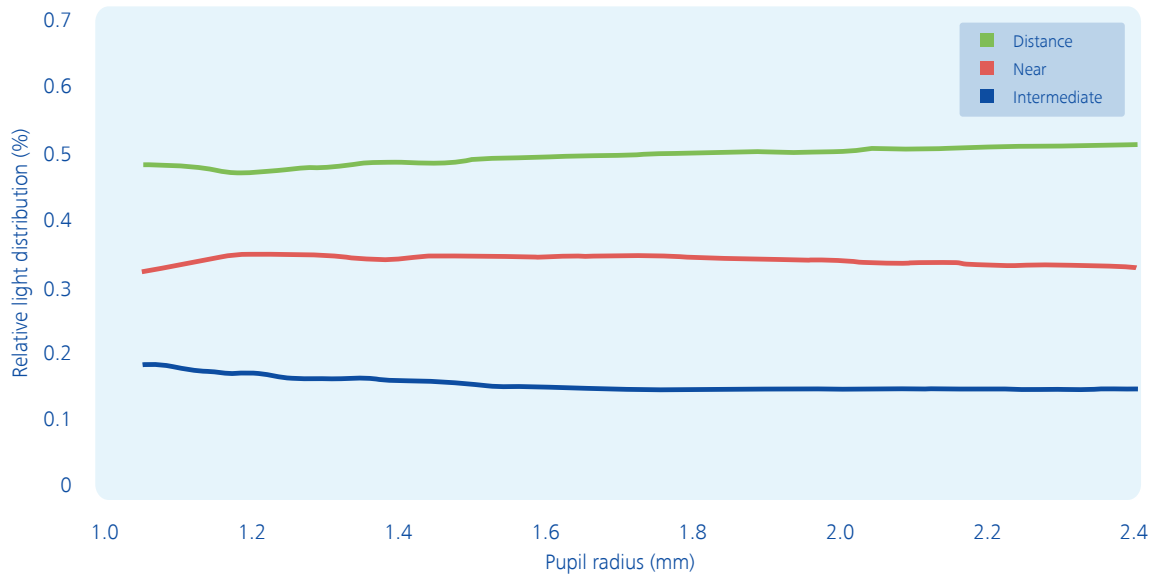
### 1 | Focus planes at 40 cm and 80 cm



### 2 | Pupil independent trifocal design

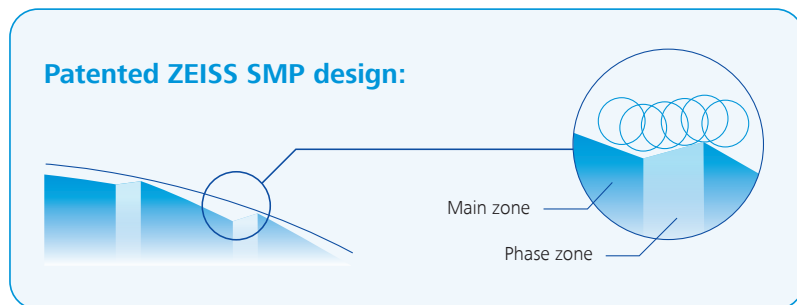
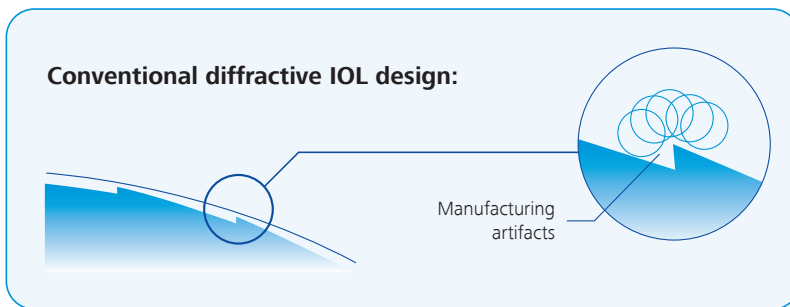


### 3 | Distance dominant intensity distribution



Unpublished data on file. Intensity distribution of polychromatic light vs. pupil radius

### 4 | ZEISS Smooth Micro Phase (SMP) technology reduces sharp angles for better optical image quality and minimised light scattering.



## Spherical aberration-neutral design.

Spherical aberration-neutral IOLs are designed to be free from optical inaccuracies caused by light refraction. Resulting in less sensitivity to decentration, tilt and no interference with corneal higher-order aberrations (HOA).

## Glistening-free<sup>2</sup> material, stability and anti-PCO edge.

Excellent image quality and clarity through glistening-free<sup>2</sup> material. The anti-PCO edge reduces posterior capsule opacification, decreasing post-surgical efforts and increasing patient satisfaction.

The biomaterial and lens design of ZEISS AT ELANA 841P is based on ZEISS CT LUCIA 621P, a proven monofocal hydrophobic C-loop IOL. With a specially designed optic-haptic junction, the step-vaulted C-loop haptics allow for easy centering and maximizing direct capsular contact. This ensures a consistent and stable axial IOL position in the capsular bag.



*“All my patients implanted with AT ELANA have been very satisfied with uncorrected visual acuity in all three distances. The fully preloaded injector is very smooth, and the AT ELANA fits through a 2.2 mm incision. The controlled unfolding of this new hydrophobic C-loop trifocal IOL and the stability in the capsular bag is excellent. I am very excited about this new addition to the ZEISS IOL portfolio.”*

– Dr. Peter Mojžiš, Ph.D., FEBO, Assistant Professor,  
Third Faculty, Charles University, Prague

2] Grade 1 (traces) or better for 85% of the patients up to and including 12 months according to Christiansen scale and based on internal clinical trial outcomes and on published clinical data for CT LUCIA 621P



## Preferred hydrophobic C-loop platform, fully preloaded.

Instant adoption in your clinic.

ZEISS trifocal optics are now for the first time available on a hydrophobic C-loop platform. ZEISS AT ELANA 841P is fully preloaded and offers an ideal solution for easy adoption in the OR.

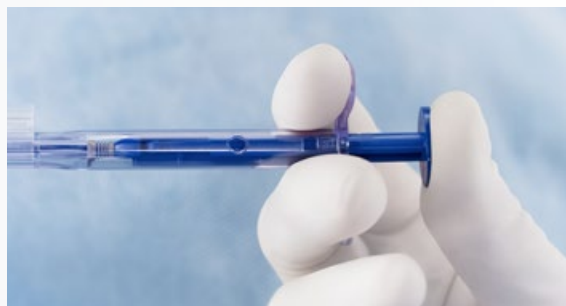
### Easy-to-use fully preloaded injector.

The fully preloaded BLUESERT™ injector is easy to integrate into your surgical workflow, simple to use and designed for intuitive and reliable implantation.



### Consistent and controlled injection with smooth IOL unfolding behavior.

The heparin<sup>3</sup> coating supports a smooth unfolding of the IOL.



<sup>3</sup> Fragment of heparin used in IOL surface coating with no pharmacological, immunological or metabolic action.



## **Premium support for you and your patients.**

To complement our product, we offer clinical application support tools<sup>4</sup> and useful patient communication materials.<sup>5</sup>

<sup>4</sup> Service and products are subject to availability.

<sup>5</sup> Products not available in all countries.



## Patient Communication tools.

Our vast range of patient communication tools, offline and online, serve you in attracting and educating patients on available IOL options, supporting clinicians to select the right IOL for each patient, and to manage their expectations.



## Clinical application tools and resources.

Among the clinical application support tools and resources, the IOL Power Calculation Service – an expert service performed by optometrists – is intended to support clinicians in selecting intraocular lenses by calculation of IOL power and predicted residual refraction even for extreme patient conditions. Furthermore, on the MyZEISS Customer Portal and ZEISS Surgery Optimizer application you can find product related information and educational materials.<sup>4</sup>



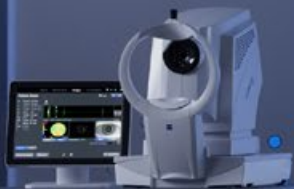
Want to know more? Visit [zeiss.com/elana](https://zeiss.com/elana)

<sup>4</sup>| Service and products are subject to availability.

# ZEISS Premium Cataract workflow

Boost your clinical and  
commercial success with  
cutting edge technology

Assess &  
Educate



Plan



Treat

Check



CE 0297

AT ELANA 841P



**Carl Zeiss Meditec AG**

Goeschwitzer Strasse 51–52

07745 Jena

Germany

[www.zeiss.com/elana](http://www.zeiss.com/elana)

[www.zeiss.com/med/contacts](http://www.zeiss.com/med/contacts)

**en-005\_32\_010\_016111** CZ-II/2024 International edition: Only for sale in selected countries.  
The contents of the brochure may differ from the current status of approval of the product or service offering in your country. Please contact our regional representatives for more information.  
Subject to changes in design and scope of delivery and due to ongoing technical development. AT ELANA and BLUECERT are either trademarks or registered trademarks of Carl Zeiss Meditec AG or other companies of the ZEISS Group in Germany and / or other countries.  
© Carl Zeiss Meditec AG, 2024. All rights reserved.