




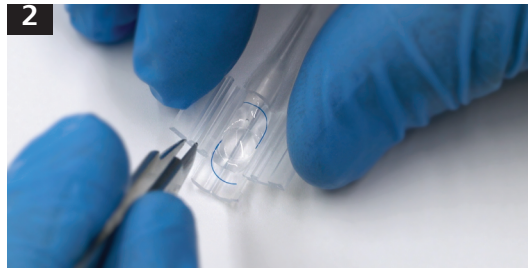
**ZEISS CT LUCIA 602 (Formerly EC-3 PAL) and
Z Cartridge IOL Delivery System**
Handling instructions




Preparing the ZEISS CT LUCIA 602 (Formerly EC-3 PAL)



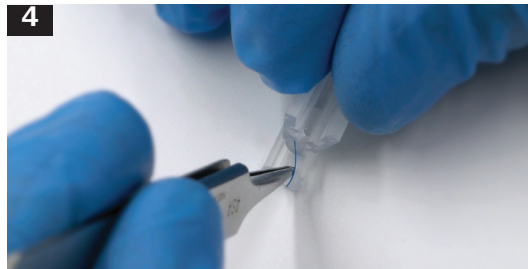
Apply a small amount of viscoelastic directly to the opening of the cartridge tunnel, as well as a generous amount into the loading chamber.



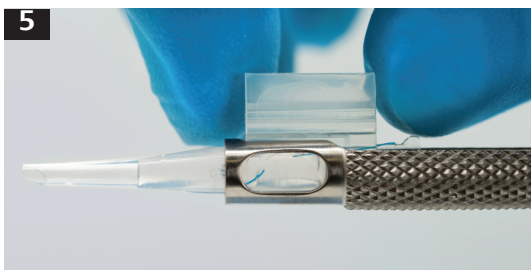
The cartridges are equipped with guide rails. Use forceps to push the lens onto the guide rails from the rear and position it in the middle of the loading chamber.



While closing the cartridge, use canula or forceps to press down gently on the lens optic.



Position the trailing haptic of the lens into the notched area of the cartridge. Close the cartridge until the click-lock mechanism engages. **IMPORTANT:** The lens should be injected within two minutes after loading. Viscoelastic materials may lose their lubricity if allowed to stand too long while exposed to air.




Guide the cartridge into the opening at the front end of the injector and push it to the very front position.



Carefully advance the plunger forward and guide its tip into the loading chamber of the cartridge. **IMPORTANT:** Retract the plunger back approximately 2 millimeters and then push forward again. This step ensures that the lens is always engaged correctly with the plunger tip.




To commence implantation, when the tip is inside the incision, first turn the injector clockwise so that the leading haptic points left in a flat manner as it starts to exit the tip.



As the IOL optic leaves the injector and starts to unfold, slowly turn the injector counter clockwise.

IMPORTANT: The CT LUCIA 602 and Z Cartridges are for single-use only. However, the ZEISS R28 injector can be cleaned and re-sterilized for repeated use. Instructions for cleaning and sterilizing the injector can be found in the Instructions For Use packaged with the Injector.

Carl Zeiss Meditec USA, Inc.
5300 Central Parkway
Dublin, CA 94568
USA
www.zeiss.com/us/med

 **Carl Zeiss Meditec Production, LLC.**
1040 S. Vintage Avenue, Bldg. A
Ontario, CA 91761-3631
USA

CAP-en-US_32_022_01261 Printed in the United States. CZ-VIII/2021 United States Edition: Only for sale in selected countries. The contents of the brochure may differ from the current status of approval of the product or service offering in your country. Please contact our regional representatives for more information. Subject to change in design and scope of delivery and due to ongoing technical development. CT LUCIA is either a trademark or registered trademark of Carl Zeiss Meditec AG or other companies of the ZEISS Group in Germany and/or other countries. © Carl Zeiss Meditec USA, Inc., 2021. All rights reserved.