

# Offering your patients a wider range of focus



## **ZEISS AT LARA family**

Extended Depth of Focus IOLs




[www.zeiss.com/lara](http://www.zeiss.com/lara)



Seeing beyond



A man with dark, wavy hair, wearing a white lab coat, is shown in profile from the chest up. He is looking intently at a blue, multi-faceted intraocular lens (IOL) model that he is holding with his right hand. The model has several circular and rectangular facets. He is standing at a white desk or counter. To his left, a white desk lamp is turned on, casting light on the scene. In the background, there are windows with blinds and a vase with purple flowers on the desk. The overall lighting is bright and clinical.

## Enabling patients to live an active lifestyle with EDoF IOLs from ZEISS.

Today, cataract and presbyopia patients expect more from their treatments than ever before. They want to live glasses-free well into their elder years and are willing to pay for this freedom. However, not all patients tolerate the visual side-effects equally well, that may be associated with multifocal IOLs.

The ZEISS AT LARA Extended Depth of Focus (EDoF) IOLs are designed to provide patients a high degree of spectacle independence as well as fewer visual side effects than multifocal IOLs, resulting in excellent vision over a wider range of distances.

Such mobility and convenience is particularly attractive to patients with an active lifestyle, who prefer to minimize their dependence on glasses despite low tolerance to halos, glare, and other side effects.

The AT LARA 829MP and AT LARA toric 929MP from ZEISS deliver wider range of focus, than previous generation EDoF IOLs<sup>1</sup>, excellent quality of vision, and improved optical performance to all cataract and presbyopia patients, including those with astigmatism.

**Our innovative ZEISS AT LARA IOLs will enable you to satisfy a larger group of patients with diverse needs, and in turn grow your practice.**

<sup>1</sup> Reinhard, T. et al.: "Comparison of two extended depth of focus intraocular lenses with a monofocal lens: A multi center randomized trial". *Graefe's Archive for Clinical and Experimental Ophthalmology*. <https://doi.org/10.1007/s00417-020-04868-5>.

# A perfect balance of increased spectacle independence...

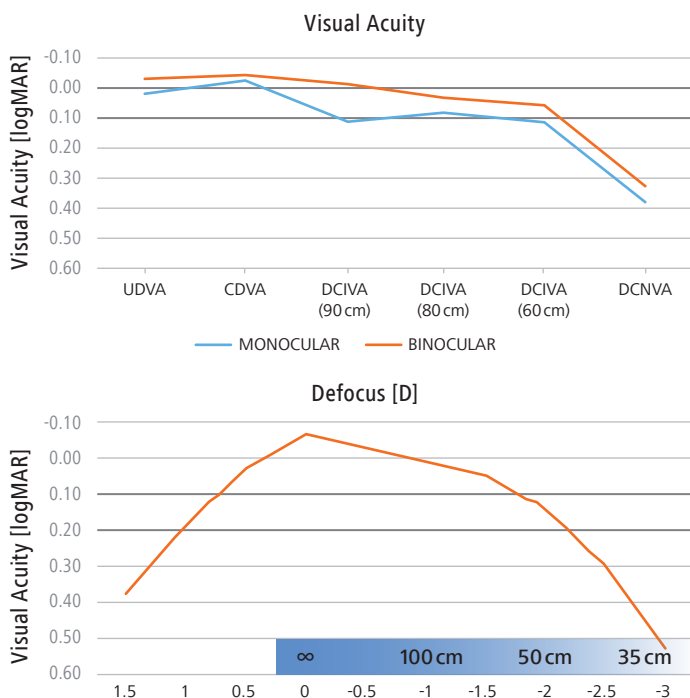


## Increased spectacle independence

The AT LARA IOLs from ZEISS are designed to provide a high level of spectacle independence, particularly at intermediate distances.

## Visual Acuity and Defocus curve 3 months post-OP.

Average of n = 14 eyes / 7 patients



## Clinical results confirm excellent visual acuity over a wide range of focus<sup>2</sup>

### Findings:

Binocular Visual Acuity was better than 0.0 logMAR (20/20 res. 1.0 decimal) at far and better than 0.1 logMAR (20/25 resp. 0.8 decimal) at intermediate distances of 80 cm and 60 cm.


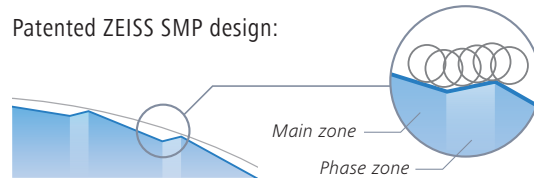
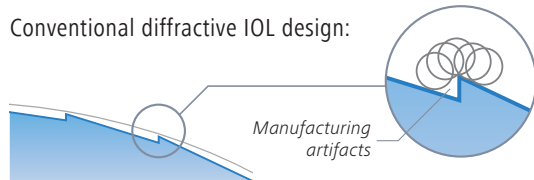
The defocus curve shows a continuous range of focus from far to close intermediate distances: Visual acuity is better than 0.1 logMAR (20/25 resp. 0.8 decimal) up to ca. 55 cm and better than 0.2 logMAR (20/32 resp. 0.63 decimal) up to ca. 45 cm.

<sup>2</sup> Data on file.

## ... and fewer visual side effects

The ZEISS AT LARA optical design and patented Smooth Microphase (SMP) technology minimize light scattering and thus visual side effects, allowing patients more visual comfort at night.


In conventional diffractive designs, the ideal surface contains steps with sharp angles (see left), but this is beyond the reach of manufacturing technology (circles in the diagram represent motion of lathing tool). The resulting manufacturing imprecision causes a certain amount of light being scattered in undefined directions. To overcome this limitation, the patented SMP technology incorporates so-called "phase zones" as part of the optical design, leading to a surface design with much shallower angles (see right). The result: greater manufacturing precision with less light scatter.



Clinical results confirm the low amount of visual side effects<sup>3</sup>

Findings:

**86 %** of patients report **no** or **mild** side effects



14% of patients report **moderate** side effects

**0%** of patients report severe side effects

<sup>3</sup> From: Tarib, I. et al.: Postoperative Results in Patients Implanted with a Novel Enhanced Depth of Focus Intraocular Lens. *EC Ophthalmology*. March 2018



## Growing your business by making your patients happy

### The ZEISS AT LARA family ...

ZEISS offers a comprehensive portfolio of premium IOLs to cover different patients' needs. Depending on patients' individual habits, preconditions, and sensitivity to visual side effects, you can now choose among different premium options:

#### **ZEISS AT LARA 829MP and ZEISS AT LARA toric 929M/MP**

AT LARA IOLs from ZEISS allow you to deliver advanced solutions to more patients. For those desiring a high degree of spectacle independence and willing to accept reading glasses, the ZEISS AT LARA family holds the answer. The toric version of the EDoF IOL – ZEISS AT LARA toric – also corrects astigmatism.

- Wider range of focus than previous generation EDoF IOLs
- Spectacle independence for intermediate and far distances
- Fewer visual side effects than with multifocal IOLs
- Aberration-neutral aspheric design and advanced chromatic correction for optimal contrast sensitivity
- Precise astigmatism correction with proven rotation stability of ZEISS toric IOLs with AT LARA toric





... and ZEISS AT LISA tri family

**ZEISS AT LISA tri 839MP and ZEISS AT LISA tri toric 939M/MP**

For patients aiming for maximum spectacle independence at all distances and in all light conditions the trifocal ZEISS AT LISA tri family is the right option. The toric version – AT LISA tri toric 939M/MP – combines the benefits of ZEISS AT LISA tri 839MP with precise correction for astigmatism. Making spectacle independence equally available to your astigmatic patients.

- Spectacle independence at near, intermediate and far distances
- 90% patient satisfaction rate of “extremely high” or “very high”
- 90% of patients enjoy spectacle independence at all distances
- 97% patient referral rate
- Outstanding visual acuity in all light conditions
- Eight years of excellent outcomes as proven in over 80 peer-reviewed publications
- Precise astigmatism correction with proven rotation stability of ZEISS AT LISA tri toric





Scan the QR code with your SmartPhone to find out more about the product.  
For more information visit: [www.zeiss.com/lara](http://www.zeiss.com/lara)

**CE** 0297

AT LARA 829MP  
AT LARA toric 929M/MP  
AT LISA tri 839MP  
AT LISA tri toric 939M/MP



**Carl Zeiss Meditec AG**  
Goeschwitzer Strasse 51–52  
07745 Jena  
Germany  
[www.zeiss.com/lara](http://www.zeiss.com/lara)  
[www.zeiss.com/med/contacts](http://www.zeiss.com/med/contacts)