

# Effective laser therapies tailored to your needs.



The new  
**VISULAS**  
family  
from ZEISS

## **ZEISS VISULAS** therapeutic lasers

Photocoagulation, photodisruption  
and selective laser trabeculoplasty

[zeiss.com/visulas](http://zeiss.com/visulas)



Seeing beyond

## The next generation of ZEISS therapeutic lasers

built on decades of expertise.

ZEISS has a long-standing commitment to advancing diagnostic and therapeutic laser technology and support clinicians to enhance people's quality of life through preservation of vision. Drawing from expertise in optics and laser technology and long-term collaborations with ophthalmologists around the world, the ZEISS VISULAS portfolio provides advanced capabilities for ensuring safe and effective treatment, promoting operator comfort, and optimizing practice workflow.

Learn how our specialized solutions help you overcome the challenges presented in retina, glaucoma and secondary cataract diseases.

- ✓ **Workflow integration and innovative features** to speed up your procedures
- ✓ **Specialized therapeutic laser workstations** tailored to your needs
- ✓ **High-quality ZEISS laser slit lamp** and wide range of accessories


*ZEISS VISULAS therapeutic lasers are part of the ZEISS Workflows, which enable direct display of diagnostic data and treatment reports at your workstation through its connectivity with ZEISS FORUM.<sup>1</sup>*



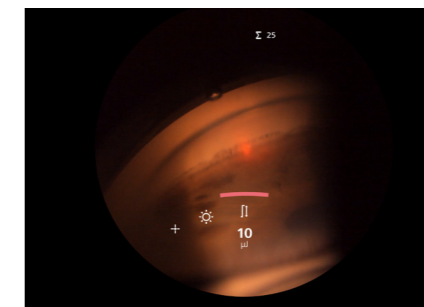
## Workflow integration and advanced features

to speed up your procedures.

One of the key benefits of ZEISS VISULAS therapeutic lasers is the connection to the FORUM<sup>®</sup> data management solution<sup>1</sup> from ZEISS. This allows you to seamlessly integrate laser therapy into your clinical workflow ensuring high levels of flexibility and efficiency throughout the entire process. You will be able to access and review your patients' data prior to examination, treatment, and follow-up all in one place. This can be valuable in making quick decisions regarding your patients' care.



*Create digital laser treatment reports through the TouchControl panel. Your diagnostic data and laser treatment reports can be viewed side-by-side for easy pre- and post-operative evaluation.<sup>1</sup>*



### Intuitive operation

The application software is designed in a clear and intelligent manner, and can be operated through the TouchControl panel for easy and intuitive navigation. Customize user settings with individual profiles to save time and increase convenience.

### InsightView display and TouchControl center switch

The integrated InsightView<sup>®</sup> display shows all relevant treatment parameters in the eyepiece of the ZEISS laser slit lamp. Parameter values can be adjusted directly at the slit lamp without taking your eyes off the ocular.

### ZEISS laser slit lamp with premium optics

Each laser slit lamp offers a convenient treatment experience with LED illumination, ClearView<sup>®</sup> safety filter, and integrated InsightView<sup>2</sup> display.

# Therapeutic laser workstations

tailored to your needs.



## Retina

### VISULAS green comfort      VISULAS green classic

	VISULAS green comfort	VISULAS green classic
<b>Applications</b>		
Retinal Photocoagulation (single spot)	√	√
Retinal Photocoagulation (VITE multi spot)	optional	–
Iridotomy	–	–
Selective Laser Trabeculoplasty (SLT)	optional	–
Posterior Capsulotomy	–	–
<b>Applicators</b>		
InsightView	√	optional
LIO	optional	optional
Endoprobe	optional	optional
<b>Options</b>		
ZEISS SL Imaging Solution	optional	optional
Dual port laser console	optional	optional
Read more about details, options and accessories	page 6	page 6



## Cataract

### VISULAS yag

–
–
√
–
√
optional
–
–
optional
–
page 8



## Glaucoma

### VISULAS green with SLT

√
optional
–
√
–
√
optional
optional
optional
optional
optional
page 10



## Multi-workflow

### VISULAS combi

yag/green	yag/slt	yag/slt/green
√	optional	√
√	optional <sup>1</sup>	√
√	√	√
optional	√	√
√	√	√
optional	optional <sup>1</sup>	optional
optional	optional <sup>1</sup>	optional
optional	optional	optional
√	√	√
page 12	page 12	page 12

<sup>1</sup> Requires photocoagulation license



# Efficient photocoagulation for your retina workflow

## ZEISS VISULAS green

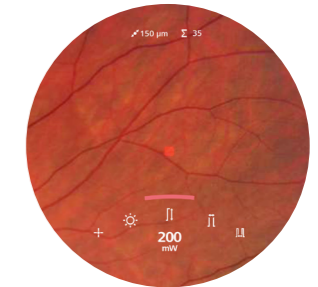
The photocoagulator VISULAS® green from ZEISS turns daily clinical routine into a more convenient and efficient treatment experience.

- ✓ **Accurate operation**  
thanks to the premium ZEISS lasers slit lamp image quality
- ✓ **Optimized illumination of treatment area**  
due to the coaxial illumination with the laser treatment beam
- ✓ **Speed up treatment and reduce pain perception**  
with the VITE multi-spot photocoagulation option

One of the key benefits of ZEISS VISULAS green is the connection to the FORUM<sup>1</sup> data management solution. This allows you to seamlessly integrate laser therapy into the ZEISS Retina Workflow ensuring high level of flexibility and efficiency throughout the entire process. You will be able to access and review your patient's data prior to examination, treatment, and follow-up all in one place.




For full list of technical specifications, application videos, reviews and more, visit [www.zeiss.com/visulasgreen](http://www.zeiss.com/visulasgreen)



InsightView<sup>2</sup> display: monitor important treatment settings directly in the eyepiece.

### Digital treatment reports and documentation in ZEISS FORUM

Access diagnostic reports and images via FORUM from ZEISS to prepare for treatment or for consultations with your patients, their relatives or with peers.<sup>1</sup>



### ZEISS laser slit lamp

The premium optics of the LED laser slit lamps ensure high visibility of the treatment area. The true-to-color physician's safety ClearView filter remains active to ensure a safe treatment for the operator. Experience navigating with fingertip precision thanks to the electronic micromanipulator.

### Coaxial illumination

Aiming beam and treatment beams remain coaxial in the center of the illumination for comfortable and safe treatment even in the periphery.

### VITE multi-spot photocoagulation

The ZEISS VISULAS green comfort model, with VITE option, includes multi-spot photocoagulation to help reduce treatment times. The short multi-spot pulse durations create smaller lesions to decrease the pain perception.

*“The slit lamp’s illumination area always moves precisely, together with the target beam. I never experienced this using my previous laser.”*

Dr. Matthias Jütte, Head Surgeon, Augenärzte OP-Zentrum, Jena, Germany



# Precise capsulotomy laser for your cataract workflow

## ZEISS VISULAS yag

The VISULAS yag laser from ZEISS is a modern and compact laser workstation for safe and effective photodisruption. This application-based laser allows you to perform posterior capsulotomy for a high variety of IOLs and for iridotomy.

- ✓ **High-precision treatment**  
using the super gaussian laser beam profile
- ✓ **Motorized focus shift adjustment**  
based on application selected
- ✓ **Accurate focusing in a high variety of IOL conditions**  
based on the four-point aiming beam system

The ZEISS VISULAS yag workstation can be conveniently integrated into the ZEISS Cataract Workflow. ZEISS VISULAS yag provides you with a premium option to treat posterior capsulotomy opacification.<sup>1</sup>



For full list of technical specifications, application videos, reviews and more, visit [www.zeiss.com/visulasyag](http://www.zeiss.com/visulasyag)



Digital treatment reports and documentation in ZEISS FORUM.<sup>1</sup>


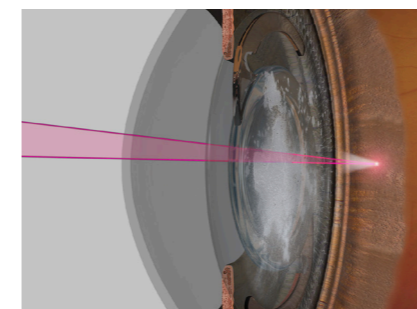


Image after posterior capsulotomy treatment with VISULAS yag.



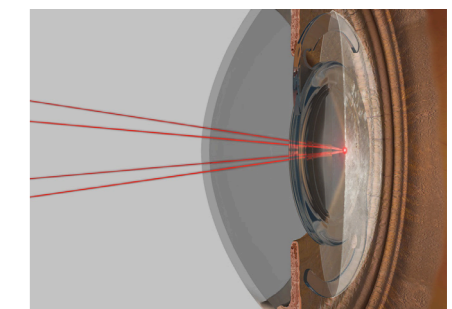
### High-precision super gaussian beam

The high-precision super gaussian beam focuses the optimal amount of laser energy onto the point of treatment. This allows using a minimum amount of laser energy for a safe procedure.



### Application-based motorized focus shift

Based on the selected application, the automated focus shift sets the focal point of the treatment beam in front of, behind or directly at the focal point of the aiming beam.



### Precise focusing in a high variety of IOL conditions

The four-point aiming beam merges into one point at the laser focal plane, enabling high-precision focusing. If a multi-focal IOL is implanted, it is possible to reduce to a two-point aiming beam.

“ZEISS VISULAS yag lasers are highly reliable and comfortable photodisruption lasers. The new VISULAS yag provides an easy-to-use interface for efficient, intuitive and workflow-oriented capsulotomy and iridotomy treatment. The precise targeting with the application-based selection of the focus shift is a great tool, as are the four- and two-point aiming beams. It fits also to premium IOLs like EDOFs and MIOLs.”




Dr. Andreas F. Borkenstein, Privatklinik Kreuzschwern  
Graz, Borkenstein & Borkenstein, private practice



# Effective and safe IOP reduction in your glaucoma workflow

## ZEISS VISULAS green with SLT

Maximize your glaucoma workflow with the ZEISS Selective Laser Trabeculoplasty (SLT) application for the VISULAS green therapeutic laser from ZEISS. Based on the selective photothermolysis effect, ZEISS SLT is a safe and effective therapy for lowering the intraocular pressure within the treatment of primary open-angle glaucoma.

- 
**Simplified titration process**  
 laser energy is based on the pigmentation of the patient's trabecular meshwork
- 
**Unobstructed view of the targeted tissue**  
 thanks to the rotating aiming beam
- 
**High homogeneity of laser energy distribution**  
 due to the 52 squared spot shape profile

The convenient integration of the compact ZEISS VISULAS green with SLT workstation into the ZEISS Glaucoma Workflow provides high levels of flexibility and efficiency. Review your patient's data prior to examination and treatment, then perform SLT. You can also review all information in one place post-treatment thanks to connectivity to the FORUM data management solution from ZEISS.<sup>1</sup>

Plan

Treat



For full list of technical specifications, application videos, reviews and more, visit [www.zeiss.com/visulasgreen-slt](http://www.zeiss.com/visulasgreen-slt)



Workflow integration and digital documentation<sup>1</sup> for optimized pre- and post-operative evaluation.


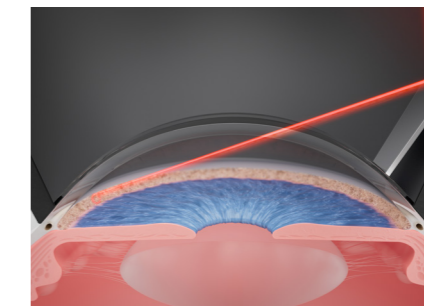


Image during SLT treatment captured with SL Imaging Solution<sup>2</sup> from ZEISS.




### Simplified titration process

The selection of laser energy is based on the pigmentation of the patient's trabecular meshwork. With ZEISS VISULAS green laser technology, no cavitation bubbles are visible and the titration process is simplified. This saves time and limits unnecessary energy delivery to the patient's eye.



### Unobstructed view of the targeted trabecular meshwork

The rotating aiming beam enables accurate positioning of the laser and improves visibility of the trabecular meshwork during treatment.



### High homogeneity of laser energy distribution

Every ZEISS SLT laser application with a total diameter of 400 µm consists of 52 squared spots. The squared spot shape ensures homogeneity of the laser energy distribution.

*"In my opinion, ZEISS SLT is the next step in laser treatment for open angle glaucoma."*

Dr. Karsten Klabe, Head Surgeon, Breyer, Kaymak & Klabe Augenchirurgie, Düsseldorf, Germany



# The compact workstation for your retina, cataract and glaucoma workflows

## ZEISS VISULAS combi

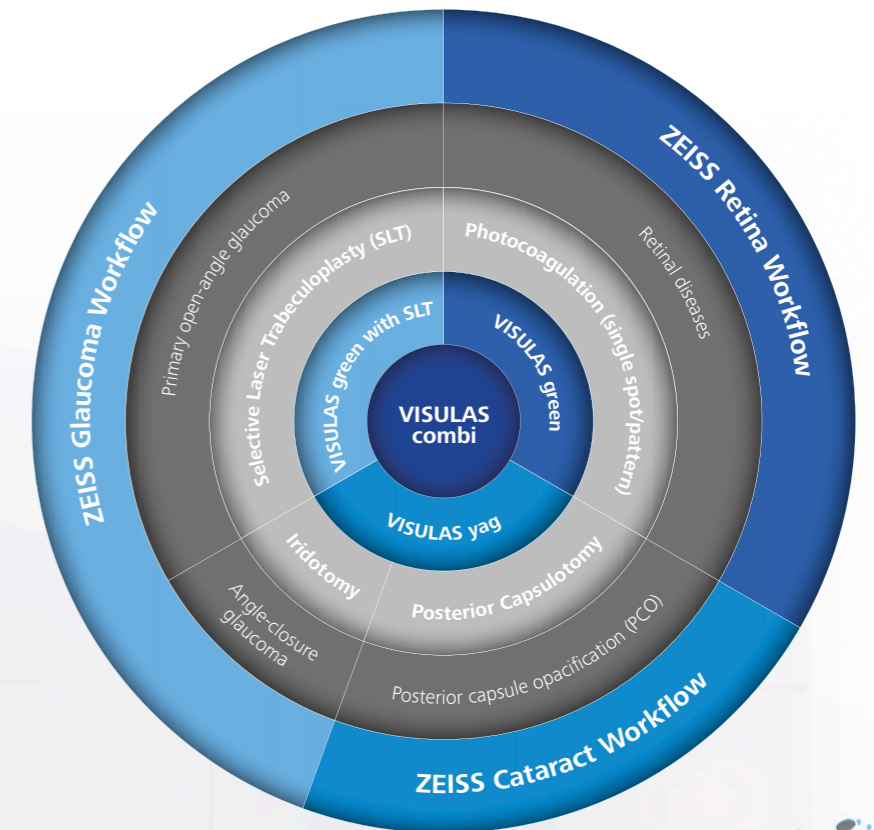
Ideal for a wide variety of applications, the ZEISS VISULAS combi is the first fully integrated therapeutic laser workstation offering SLT, photodisruption and photocoagulation technology without compromise. The laser slit lamp is the joint applicator for various applications. No need for time-consuming changes or relocation of the patient.

- ✓ **Customizable application modules** to tailor the workstation to your needs
- ✓ **All VISULAS therapeutic laser applications** share the same look and feel
- ✓ **All VISULAS features and benefits without compromise** in one space-saving workstation

*The integration of ZEISS VISULAS combi workstation into the ZEISS Workflows provides high level of flexibility and efficiency.<sup>1</sup>*

### Customizable modules

Mix and match three different modules based on the treatments you offer to your patients. The possibility to activate modules via software license makes the VISULAS combi a future-proof investment that can enhance your treatment options at anytime.



### All the benefits in one space-saving workstation

The ZEISS VISULAS combi offers the possibility to have the features and benefits of VISULAS green, VISULAS green with SLT and VISULAS yag in one space-saving workstation.

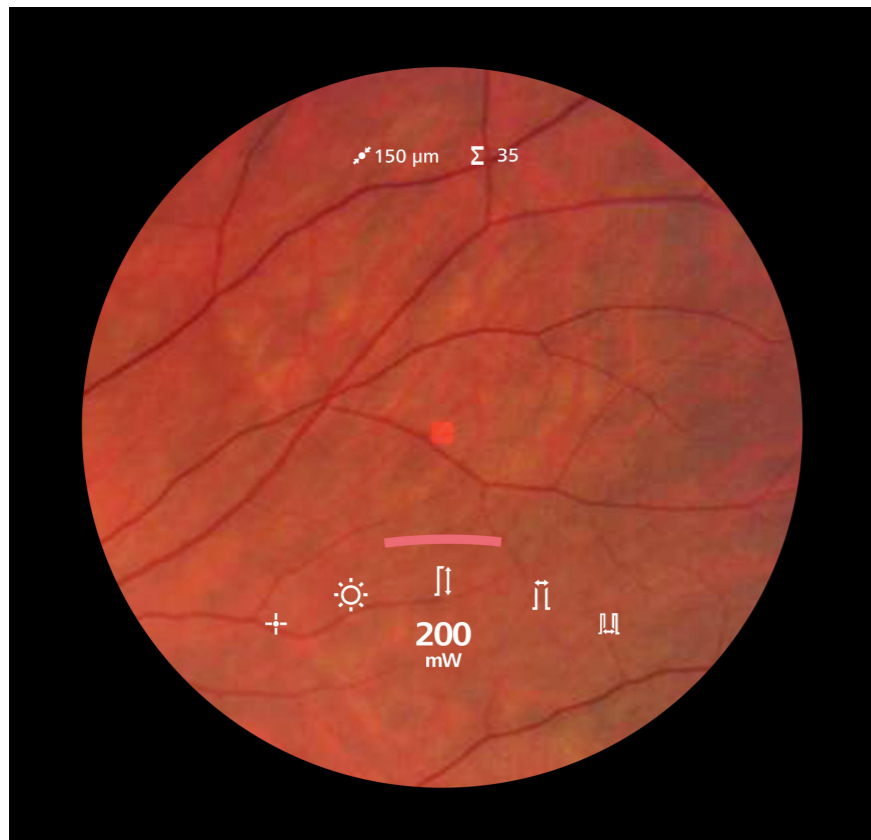


For full list of technical specifications, application videos, reviews and more, visit [www.zeiss.com/visulascombi](http://www.zeiss.com/visulascombi)



## High quality applicators and a wide range of optional components.

A wide range of applicators, accessories and optional components is available to complete and complement every individual setup.



### ZEISS laser slit lamps with InsightView<sup>1</sup> display

High-quality LED laser slit lamps from ZEISS support fast, comfortable therapy. The premium optics enable high visibility of the treatment area.

The appropriate true-to-color physician's safety ClearView safety filter remains active to ensure a safe treatment for the operator. With the ability to monitor important treatment settings directly in the eyepiece, the InsightView display allows you to stay focused on your patient's therapy session.



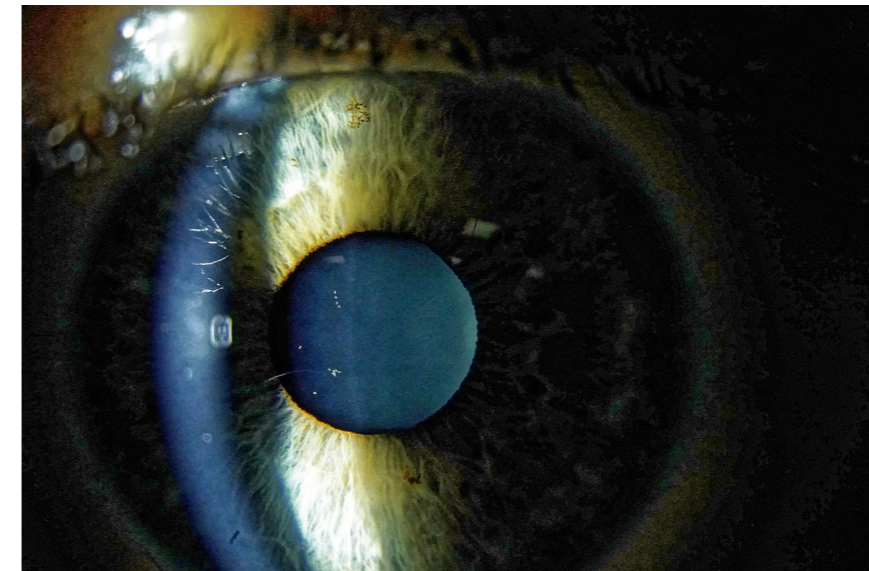
### Endoprobes

- Endoprobe 25 gauge, straight
- Endoprobe 23 gauge, straight
- Endoprobe 23 gauge, angled
- Endoprobe 20 gauge, angled
- Endoprobe 20 gauge, straight



### Laser indirect ophthalmoscope LIO VISULAS green

- Weight of < 800 g (including optical fiber, without charging dock)
- Adjustable pupil distance of 48 to 76 mm
- Variety of ophthalmoscope filters including empty, red-free, blue and diffuse



### Foot switch

- For convenient laser application
- Available models: standard foot switch and TouchControl foot switch

### ZEISS SL Imaging Solution

The smooth integration of the camera and laser slit lamp enable clear image and video capture that magnifies tiny details. One-click data export makes it convenient to add reports, images and videos to the digital patient record, streamlining your daily workflow.

- 18 megapixel camera for up to 18 MP resolution (4,912 × 3,680 pixels)
- Workflow-optimized software design
- Export images to ZEISS FORUM and DICOM systems
- JPEG and MP4 export to hard drive



### Applanation tonometer AT 030

The ZEISS AT 030 applanation tonometer allows precise measurement of intraocular pressure. It is mounted on the laser slit lamp for easy access and reading.

- Measuring body: 2 prisms for image splitting
- Measuring range: 0 to 78.4 mN



### Arm rest

Support for your arm during laser therapy.

- Dimension: 180 × 120 × 70 mm
- Weight: 2.06 kg




DANGER – VISIBLE AND  
INVISIBLE LASER RADIATION  
CLASS 4 LASER BEAM,  
WHEN OPEN AVOID EYE OR  
SKIN EXPOSURE TO DIRECT OR  
SCATTERED RADIATION

DANGER – VISIBLE AND  
INVISIBLE LASER RADIATION  
CLASS 4 LASER BEAM,  
WHEN OPEN AVOID EYE OR  
SKIN EXPOSURE TO DIRECT OR  
SCATTERED RADIATION

**DANGER - INVISIBLE LASER RADIATION**  
 AVOID EYE OR SKIN EXPOSURE TO DIRECT OR  
SCATTERED RADIATION  
CLASS 4 LASER PRODUCT ACCORDING TO IEC 60825-1:2014  
 1064 nm 50 mJ 4 ns

**DANGER - VISIBLE LASER RADIATION**  
 AVOID EYE OR SKIN EXPOSURE TO DIRECT OR  
SCATTERED RADIATION  
CLASS 4 LASER PRODUCT ACCORDING TO IEC 60825-1:2014  
 532 nm 3 W cw  
 532 nm 300 µJ 150 ns - 5 µs 1 kHz  
 620-650 nm 1 mW cw

**DANGER - VISIBLE AND INVISIBLE LASER RADIATION**  
 AVOID EYE OR SKIN EXPOSURE TO DIRECT OR  
SCATTERED RADIATION  
CLASS 4 LASER PRODUCT ACCORDING TO IEC 60825-1:2014  
 532 nm 3 W cw  
 532 nm 200 µJ 150 ns - 5 µs 1 kHz  
 620-650 nm 1 mW cw  
 1064 nm 50 mJ 4 ns

VISULAS yag


VISULAS green

VISULAS combi



For application videos, reviews and more visit  
[zeiss.com/therapeuticlasers](https://zeiss.com/therapeuticlasers)

CE 0297

 **Carl Zeiss Meditec AG**  
 Goeschwitzer Strasse 51–52  
 07745 Jena  
 Germany  
[www.zeiss.com/visulasgreen](https://www.zeiss.com/visulasgreen)  
[www.zeiss.com/med/contacts](https://www.zeiss.com/med/contacts)

en-OUS\_31\_020\_00341 CZ-VII/2023 International edition: Only for sale in selected countries.  
 The contents of the brochure may differ from the current status of approval of the product or service offering in your country. Please contact our regional representatives for more information.  
 Subject to changes in design and scope of delivery and due to ongoing technical development. VISULAS, FORUM, VISUCONNECT and InsightView are either trademarks or registered trademarks  
 of Carl Zeiss Meditec AG or other companies of the ZEISS Group in Germany and / or other countries.  
 © Carl Zeiss Meditec AG, 2023. All rights reserved.