

Study Spotlight: Clinical outcomes of Mix & Match for ZEISS AT LISA® tri and ZEISS AT LARA®



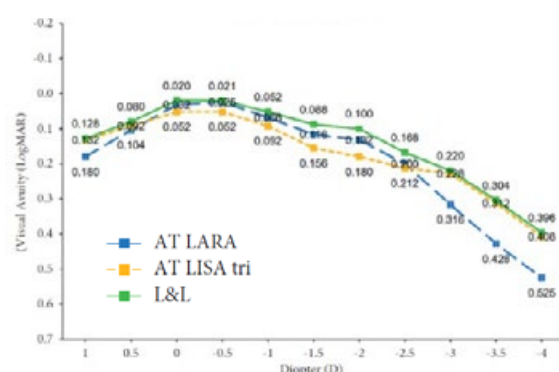
Seeing beyond

Methodology

Song et al. 2021



Clinical outcomes of combined implantation of an EDoF IOL and a Trifocal IOL in a Korean Population.



Monocular defocus curves of AT LARA 829MP and AT LISA tri 839MP and binocular mix & match curve

Results

Journal of Ophthalmology (2021).

DOI: [10.1155/2021/9034258](https://doi.org/10.1155/2021/9034258)

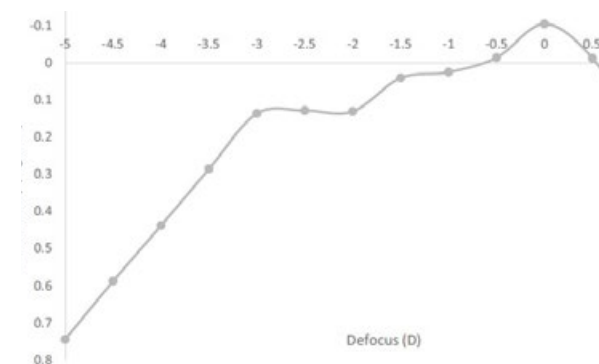
- Binocular visual acuities at all distances were better in patients with combined IOL implantation than monocular visual acuities achieved with each IOL.
- Combined implantation of the AT LARA 829MP IOL and the AT LISA tri 839MP IOL showed similar visual acuity results at distance vision, and better results at an intermediate distance (-1.5D) and at near distance compared to monocular visual acuity results.

Methodology

Mc Neely et al. 2021



Visual outcomes and patient satisfaction 1 and 12 months after combined implantation of EDoF and Trifocal IOLs.



Binocular defocus curve at 1 month.

Results

Int Ophthalmol (2021).

DOI: [10.1007/s10792-021-01970-3](https://doi.org/10.1007/s10792-021-01970-3)

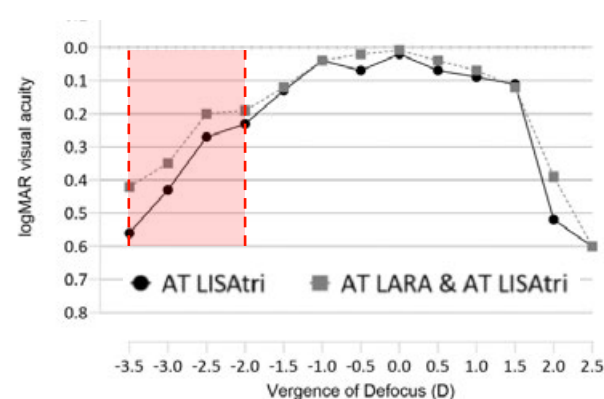
- Binocular defocus curve at 1 month was showing a peak in distance visual acuity at distance and a very good and stable visual acuity from 50 to 33 cm (-2.0 D to -3.0 D).
- Mean binocular UDVA at 1 month and 12 months was -0.08 ± 0.07 logMAR and 0.09 ± 0.06 logMAR

Methodology

Acar & Tabakci 2021



Clinical outcome comparison: bilateral Trifocal vs. mix & match EDoF and Trifocal IOLs.



Binocular defocus curves at 6 months.

Results

Int Ophthalmol (2021).

DOI: [10.1007/s10792-021-01925-8](https://doi.org/10.1007/s10792-021-01925-8)

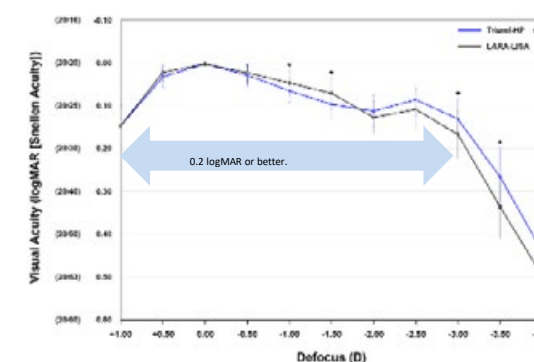
- No statistically significant differences in binocular UDVA and UNVA between both groups.
- Binocular defocus curve showed significantly better outcomes for AT LISA tri and AT LARA mix & match group from -2.0 D to -4.0 D.

Methodology

Kim et al. 2022



Comparison of visual outcomes after two types of mix & match implanted Trifocal EDoF and Trifocal IOLs.



Binocular distance-corrected defocus curve. * indicate significant difference

Results

Graefes Arch Clin Exp Ophthalmol (2022).

DOI: [10.1007/s00417-022-05710-w](https://doi.org/10.1007/s00417-022-05710-w)

- In both groups, the binocular defocus curve showed a mean visual acuity of 0.2 logMAR or more between +1.00 D and -3.00 D of defocus.
- Between -1.00 D and -1.50 D of defocus (corresponds to intermediate vision) AT LARA-LISA group showed better visual acuity than the Triumf-HP group