

Shaping oncology workflows of tomorrow.



ZEISS INTRABEAM 700

zeiss.com/intrabeam-700



Seeing beyond

ZEISS INTRABEAM 700

Intraoperative Radiotherapy Platform

As a leading provider of medical solutions in the field of neurosurgery, we are also dedicated to shaping modern oncology by developing efficient and connected workflow solutions that allow you to combine surgery and radiotherapy into seamless workflows.

Considering your ever-changing challenges, we have reshaped the classic INTRABEAM® platform from ZEISS to meet the oncology demands of tomorrow – to support your daily needs, no matter how big the challenge.

ZEISS INTRABEAM 700 represents the next significant milestone in modern oncology's fight against cancer and provides oncology teams with true added value for their daily challenges by offering:

- Robotic-assisted Precision
- SMART Workflow Efficiency
- Seamless Connectivity





Robotic-assisted Precision with ergonomic touch controls

With surgical oncology treatments, you need to be sure that you treat an optimally resected target area precisely and spare as much healthy tissue as possible. Especially during contact irradiation, it is important that the target focus always remains the same throughout the entire treatment, without interruptions or unintended movements.

ZEISS INTRABEAM 700 provides you with robotic-assisted precision to support you during the whole surgical oncology workflow. It combines fast and slow movement modes that can easily be controlled through ergonomic touch buttons, giving you excellent positioning control at any stage during treatment, regardless of whether you are approaching your target site or navigating within the tumor bed. Once the applicator is placed, the robotic stand dynamics and active vibration damping ensure an optimal positioning at all times.

Get into perfect position – ZEISS INTRABEAM 700

Cutting-edge positioning

ZEISS INTRABEAM 700 enables seamless assistance with customized clinical application modes for convenient applicator positioning in the target area.

The cutting-edge maneuverability of the brand-new robotic ZEISS INTRABEAM SMART Stand allows you to approach the cavity fast, but also to slow down the speed of movement for a more precise insertion of the applicator. Once in place, the active damping and the stand dynamics reduce residual vibrations to a minimum.

This allows you to position the applicator more easily and deliver treatment doses precisely at the site of tumor excision, reducing the potential for geographic miss, all thanks to robotic assistance.



SMART Workflow Efficiency

with digital-first architecture

To achieve an optimal treatment outcome, healthcare professionals must be able to fully rely on their equipment, allowing them to focus solely on the treatment at hand.

For ZEISS INTRABEAM 700, we have therefore reconsidered what really matters in clinical practice. As a result, you can now benefit from smart workflow efficiency based on a digital-first architecture.

The modern architecture of the INTRABEAM® system offers you an unprecedented level of smart and intuitive support throughout the entire oncology workflow – from digitally assisted applicator management, eliminating sterilization needs, over convenient draping and balancing functions to the well-known upgraded Radiance™ planning software. All functionalities are available right at your fingertips via the intuitive ZEISS User Interface, known from other ZEISS Tumor Workflow devices.

Focus on what matters – ZEISS INTRABEAM 700

Disclaimer: The intended use / indication for use of ZEISS INTRABEAM Spherical Sizer Set varies by country.



SMART Spherical Applicators

The new single-use ZEISS INTRABEAM SMART Spherical Applicator comes with the ZEISS INTRABEAM Spherical Sizer Set for simple cavity assessment. Together they also eliminate the need for post-operative sterilization.

In addition, pre-operative automatic recognition of applicator parameters enables faster applicator registration in the equipment inventory simply by RFID reading, instead of manual processing. During treatment, the digitally assisted applicator management, powered by RFID verification, allows you to immediately confirm the use of the correct applicator.

Thus, the innovative design of the new ZEISS INTRABEAM SMART Spherical Applicator saves valuable workflow time and enables you to perform more efficiently.



Intuitive user interface

ZEISS INTRABEAM 700 is equipped with a modern and intuitive graphical user interface (GUI), known from other ZEISS devices, which allows you to manage equipment or treatment parameters with a single tap on the high-resolution touchscreen.

The new user interface not only saves time on routine tasks during each case, but also facilitates faster and smoother cross-software navigation between planning and treatment, allowing you to easily control the entire treatment workflow with optimal ease of use at all times.

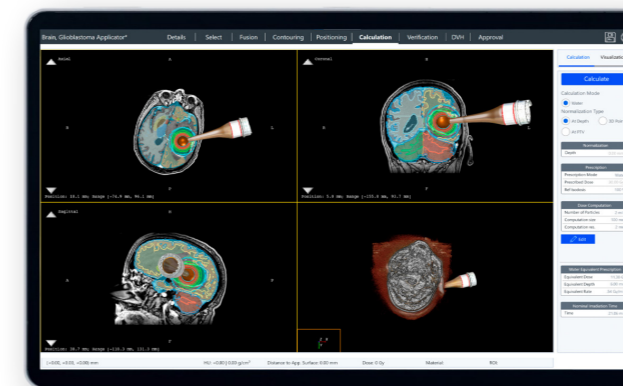
AutoDrape®

The new ZEISS INTRABEAM SMART Stand, based on our proven microscope architecture, now also provides you with the nurse-friendly semi-automated draping function AutoDrape®, ensuring a tight fit through air suction for effortless device sterilization.



AutoBalance

The integrated AutoBalance function enables automatic robotic balancing of the ZEISS INTRABEAM SMART Stand, allowing physicians to bring the stand into the desired working position with minimal effort. As a result, you will experience a spot-on device setup with reduced complexity for your team.



Unrivaled Radiance™

ZEISS INTRABEAM 700 now integrates the latest version of the well-known Radiance™ treatment planning simulation software solution. It has been completely redesigned, including its complete architecture and user interface for a simpler and faster workflow, and has also been updated with advanced features.

You now can accurately assess and simulate all relevant intra-operative irradiation dosage parameters based on your individual patient data prior to treatment. This allows you to perform treatments based on real-time imaging data in the operating room and reduces unexpected treatment disruptions during surgery.



Seamless Connectivity with real-time communication

As part of the digitalization megatrend, connectivity is becoming more and more relevant in surgical oncology workflows worldwide. Whether in the operating room, on medical devices, or in the hospital infrastructure, integrating digital data management of patient information in the overall workflow is of crucial importance today.

With ZEISS INTRABEAM 700, you can now leverage the full potential of seamless connectivity and optimally integrate IORT into your surgical infrastructure.

The Intraoperative Radiotherapy Platform not only allows you to easily connect to the hospital information system but also gives you direct access to leading digital solutions from ZEISS, enabling faster routine workflows, simplified data management, and digital live case support.


Connect seamlessly – ZEISS INTRABEAM 700



Intraoperative peace of mind

When treating patients in the operating room, time is an important factor that keeps everyone involved on edge. Negligence can easily occur and may have serious consequences for both the patient and the team. Digital features can help minimize and prevent potential workflow errors. With the new automated applicator recognition and confirmation, facilitated by embedded RFID technology, ZEISS INTRABEAM 700 helps you to reduce workflow time and increase workflow clarity in the OR.

During surgery, real-time communication between the ZEISS INTRABEAM 700 software and ZEISS INTRABEAM SMART Stand automatically verifies the pre-selected applicators and the actual mounting through RFID synchronization. This helps you to minimize handling confusion and increase treatment compliance.



Simplified processes & synchronization

Manual processing of patient records and firmware updates or loading calibration data from physical hard drives is antiquated. Instead, all the necessary information and assistance should be available digitally, in real-time, and in a user-friendly way.

With continuous cloud-based synchronization and QA-relevant calibration services as well as an interface for immediate digital service support, this is exactly what ZEISS INTRABEAM 700 now offers you. Efficient data management has never been easier.

ZEISS Consumables & Services

Adding value beyond the devices



ZEISS INTRABEAM SMART Spherical Applicator

are used for the intracavity or intraoperative radiation delivery to the tumor bed.

The new single-use ZEISS INTRABEAM SMART Spherical Applicators are sterile, now include RFID technology and have different color coding depending on the applicator size.



ZEISS INTRABEAM Spherical Sizer Set*

shall assist the physician in assessing the size of INTRABEAM SMART Spherical Applicator that best fits into the tumor cavity.

The new ZEISS INTRABEAM Spherical Sizer Set is sterile, single-use and includes 4 sizes with different color coding depending on the diameter.



ZEISS INTRABEAM Needle Applicator

can be used for the interstitial irradiation of tumors, e.g. in the treatment of vertebral metastases or brain tumors.

The ZEISS INTRABEAM Needle Applicator is sterile, for single-use and available in one size.

* Disclaimer: The intended use / indication for use of ZEISS INTRABEAM Spherical Sizer Set varies by country.



ZEISS INTRABEAM SMARTDRAPE

Combining simplicity and innovation, SMARTDRAPE® from ZEISS has been designed together with ZEISS INTRABEAM SMART Stand. It allows you and your team to have the benefits of efficient OR preparation and effective patient protection. Simply activate AutoDrape® with the corresponding RFID tag to automatically evacuate the air from the sterile drape within seconds.



ZEISS OPTIME service plans

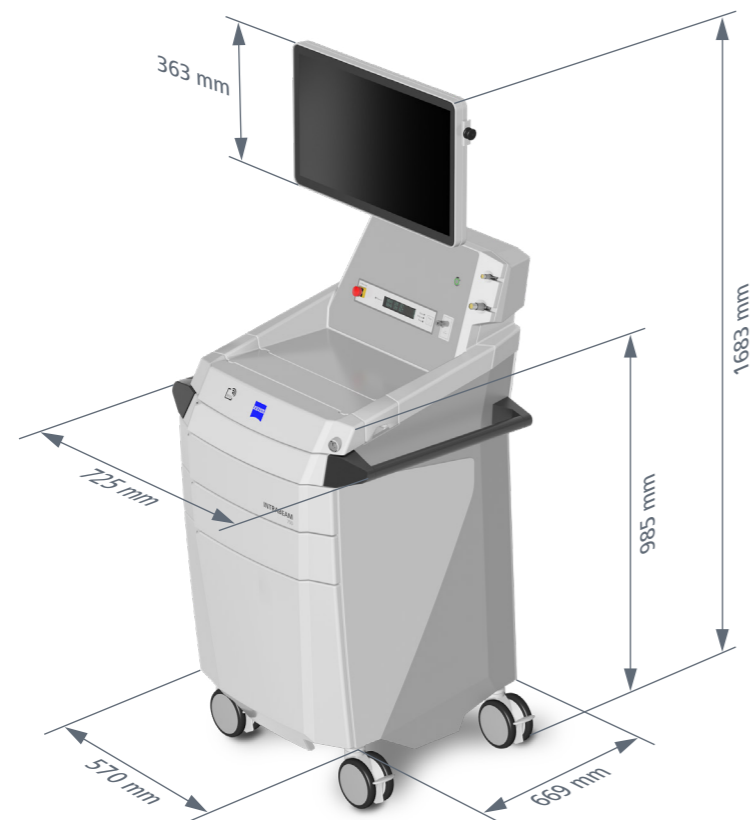
Our customized service plans for medical equipment offer you modular services designed to maximize system uptime and help to ensure your clinical workflows run smoothly. ZEISS OPTIME service plans for ZEISS INTRABEAM 700 incorporate remote service for access to qualified assistance and regular Over-the-Air Software Updates to keep your system up to the latest standards, ensuring reliable performance, stability, and enhanced IT safety.

ZEISS OPTIME service plans provide peace of mind by assisting with your INTRABEAM 700, enabling you to focus on patient care.

ZEISS INTRABEAM 700

Technical Data

Technical Data	
Total weight with full configuration	max. 155 kg / 341.72 lbs.
Dimensions	725 × 1690 × 669 mm / 28.54" × 66.54" × 26.34" (width × height × depth)
Nominal voltage ranges, switchable	(115 V) 110 V - 125 V (230 V) 220 V - 240 V
Rated frequency	50 Hz - 60 Hz
Connected load	300 VA

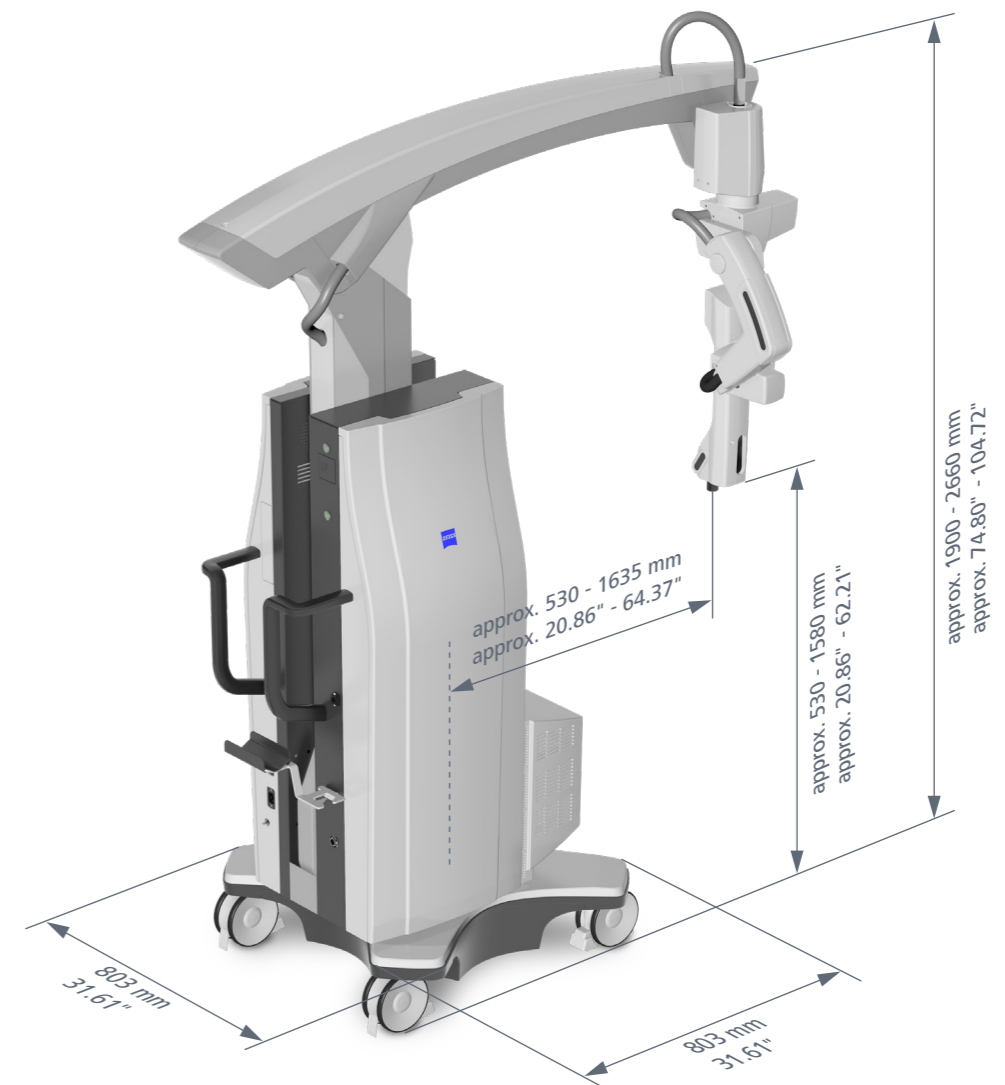


In order to operate the ZEISS INTRABEAM 700 during treatment two electrical outlets are necessary – one for the ZEISS INTRABEAM SMART Stand and one for the Workplace itself.

ZEISS INTRABEAM SMART Stand




Technical Data

Technical Data	
Total weight:	max. 395 kg / 870 lbs.
Dimensions in transport position:	850 × 1900 × 1700 mm / 33.46" × 74.80" × 66.93" (width × height × depth)
Rated voltage	100 V - 240 V
Rated frequency	50 Hz - 60 Hz
Power consumption	max. 600 VA



INTRABEAM® Applicators & Sizer Set from ZEISS

Technical Data

Components	ZEISS INTRABEAM SMART Spherical Applicator	ZEISS INTRABEAM Spherical Sizer Set	ZEISS INTRABEAM Needle Applicator
			
Available Sizes (ø in mm)	15, 20, 25, 30, 35, 40, 45, 50	15, 20, 25, 30, 35, 40, 45, 50	4.4
Components	ZEISS INTRABEAM SMART Spherical Applicator	ZEISS INTRABEAM Spherical Sizer Set	ZEISS INTRABEAM Needle Applicator + Guide Shafts (6x)
Usage	Single use	Single use	Single use
Anatomical Sites (but not restricted to)	Any part of the human body (not intended for use in the vascular circulatory system and must not have direct contact with circulating blood)	Any part of the human body* (not intended for use in the vascular circulatory system and must not have direct contact with circulating blood)	Any part of the human body (not intended for use in the vascular circulatory system and must not have direct contact with circulating blood)
Geometry of dose distribution	Spherical dose distribution	–	Spherical dose distribution
Fixation to the region of interest	–	–	Guide shafts can be used for deep approach routes
Outer diameter Face-to-face	ø 15 mm, ø 20 mm, ø 25 mm, ø 30 mm, ø 35 mm, ø 40 mm, ø 45 mm, ø 50 mm	–	ø 4.4 mm
Color coding	<ul style="list-style-type: none"> ● ø 15 mm: dark grey ● ø 20 mm: yellow ● ø 25 mm: red ● ø 30 mm: blue ● ø 35 mm: light grey ● ø 40 mm: orange ● ø 45 mm: black ● ø 50 mm: green 	–	–
Materials used for applicators & components	SustaPEI & ULTEM® (Polyetherimide), Makrolon®	PC+ABS Bayblend® (Polycarbonate)	Stainless steel ULTEM® (Polyetherimide), Polycarbonat

Notice: The information provided in this table shows only an extract of the Instructions for Use. For additional information please consult the appropriate Instructions for Use in full.

* Disclaimer: The intended use / indication for use of ZEISS INTRABEAM Spherical Sizer Set varies by country.

X-ray source (XRS4)

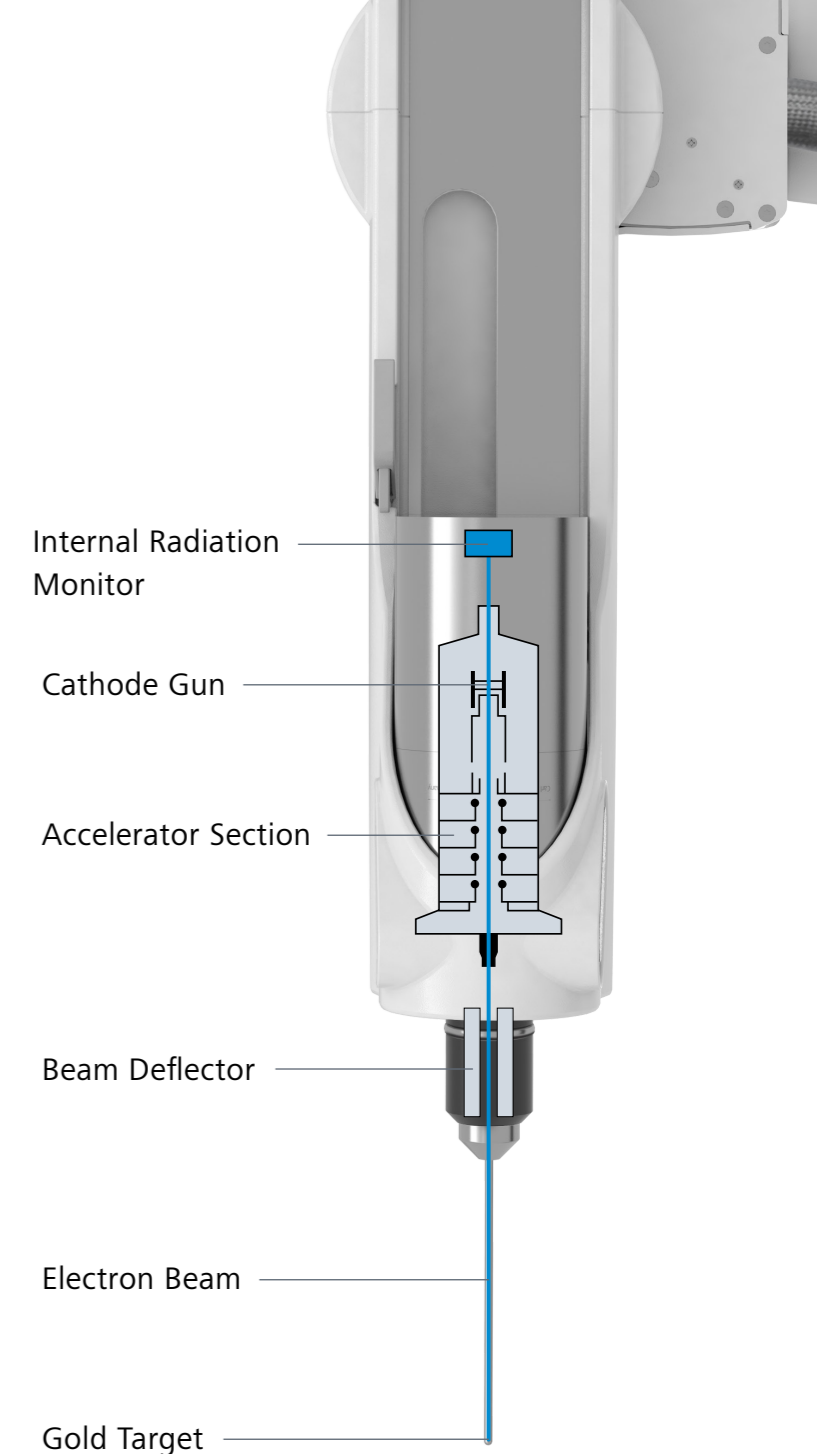
Technical Data

The electrons emitted by the cathode are accelerated through the drift tube with a maximum difference of a potential of 50 kV onto a gold target. The braking energy of the electrons creates low-energy photons, which are distributed isotropically.

Online dose monitoring

The internal radiation monitor (IRM) detects the part of the low-energy photons emitted in the direction of the cathode and records the dose output in real-time.* The extrapolated IRM result is displayed on the GUI of the ZEISS INTRABEAM 700 so that the user knows which dose is being delivered at any time throughout the treatment.

* Subject to appropriate calibration.



Technical Data

Weight	1.62 kg / 3.57 lbs.
Dimensions	70 × 175 × 110 mm / 2.75" × 6.89" × 4.32" (width × height × depth)
Probe	Diameter 3.2 mm, length 100 mm, coated with chromium nitride (CrN)

CE 0297

INTRABEAM 700
INTRABEAM SMART Stand
INTRABEAM SMARTDRAPE
INTRABEAM SMART Spherical Applicator
INTRABEAM Spherical Sizer Set
INTRABEAM Needle Applicator



Carl Zeiss Meditec AG
Goeschwitzer Strasse 51–52
07745 Jena
Germany
www.zeiss.com/med/contacts

en-INT_30_010_01351 CZ-IV/2025 International edition: Only for sale in selected countries.
The contents of the brochure may differ from the current status of approval of the product or service offering in your country. Please contact our regional representatives for more information.
Subject to changes in design and scope of delivery and due to ongoing technical development. INTRABEAM is either a trademark or registered trademark of Carl Zeiss Meditec AG or other companies of the ZEISS Group in Germany and / or other countries.
© Carl Zeiss Meditec AG, 2025. All rights reserved.