



With  
AT TORBI  
719M/MP  
and  
AT LISA tri toric  
949M/MP

# ZEISS IOL, OVD & Injector Portfolio

Technical Specifications

[zeiss.com/iol](http://zeiss.com/iol)



Seeing beyond

## ZEISS Digital Ordering Platform

Order our IOLs and other ZEISS medical products easily online

Our digital ordering platform simplifies and streamlines your ordering process, thereby reducing administrative effort and creating more time for the essential tasks of your daily work. In addition, the personal log-in area enables you to monitor your consignment stock, track your orders and schedule your surgical procedures more easily.



### Order Lenses

Simplify the purchase of customized lenses, as well as additional lenses to your defined consignment stock.

- ✓ Enter lens details, specify diopter range and cylinder
- ✓ Provide additional information directly to ZEISS
- ✓ Add to shopping cart and submit your order



### Order Consumables

Easily select and order OVDs, injectors, phaco accessories and other small parts.

- ✓ Enter product name into search field
- ✓ Check availability of your preferred item
- ✓ Add to shopping cart and complete your order



### Track Deliveries

Keep full visibility on your orders, deliveries & shipments.

- ✓ Check your order status
- ✓ Track your shipments
- ✓ View your order history and delivery notes



### Bill & Replace Lenses

Inform ZEISS about your implanted lenses and order replacements according to your needs.

- ✓ Scan and report implanted lenses for billing
- ✓ Indicate if lenses should be replaced
- ✓ Provide optional information such as patient ID and surgery date



### Manage Lens Inventory

Optimize your inventory management for ZEISS products.

- ✓ View your lens consignment stock online
- ✓ Easily search, filter or sort by product name, serial number or expiry date
- ✓ Connect with your consumption page to trigger an implantation notification

For more information visit:  
[zeiss.com/digitalordering](https://zeiss.com/digitalordering)  
or contact your account manager.

Also available as app on the Google Play Store.



## Covering the entire spectrum

Tailored to your needs

Discover the ZEISS IOL, OVD and Injector Portfolio developed to meet patients' needs and surgeons' preferences. Innovation and precision are combined to provide an extensive range of cataract consumables and cataract implants, covering the entire spectrum of trifocal, EDoF, toric and monofocal lenses. It includes well-known IOL shapes like C-loop and 4-haptic, with hydrophilic or hydrophobic lens properties.

### The ZEISS IOL Portfolio




#### Trifocal IOLs

- Spectacle independence at all distances
- Excellent contrast sensitivity at all distances and under all light conditions
- Proven clinical outcomes reported in > 85 peer-reviewed publications



#### EDoF IOLs

- A wide range of focus from far to intermediate and near distances
- Spectacle independence for intermediate and far distances
- Less visual side effects than with trifocal IOLs
- Aberration-neutral aspheric design and advanced chromatic correction for optimized contrast sensitivity



#### Toric IOLs

- Broadest range of toric IOLs on the market
- Precise IOL selection out of approx. 2000 options through 0.5 D increments and up to 12 D in cyl
- Proven rotational stability<sup>1</sup> through advanced 4-haptic design



#### Monofocal IOLs

- Embracing ZEISS optical heritage through 4 different optical concepts
- Easy to use injector system featuring preloaded functionality
- Diverse range of lense materials and shapes to support surgeons' preferences

<sup>1</sup> Menucci, R. et al., Clinical outcomes and rotational stability of a 4-haptic toric intraocular lens in myopic eyes 2014, JCRS,40: 1479-1487

# ZEISS IOL Portfolio

## Premium

	Premium IOLs				
	Trifocal toric	Trifocal	EDoF toric	EDoF	Monofocal toric
	4-Haptic MICS	4-Haptic MICS	4-Haptic MICS	4-Haptic MICS	4-Haptic MICS
Preloaded	AT LISA® tri toric 949MP	AT LISA tri 839MP	AT LARA® toric 929MP	AT LARA 829MP	AT TORBI® 719MP
Non-preloaded	AT LISA tri toric 949M		AT LARA toric 929M		AT TORBI 719M
					
<b>Optic Design</b>	Trifocal, bitoric, diffractive, +3.33 D near add and +1.66 D intermediate add at IOL plane, aspheric, aberration correcting	Trifocal, diffractive, +3.33 D near add and +1.66 D intermediate add at IOL plane, aspheric, aberration correcting	Extended Depth of Focus, diffractive: +0.95 D and +1.9 D add at IOL plane, bitoric, aspheric, aberration neutral	Extended Depth of Focus, diffractive: +0.95 D and +1.9 D add at IOL plane, aspheric, aberration neutral	Monofocal, bitoric, aspheric, aberration neutral
<b>Incision Size</b>	1.8 mm	1.8 mm	1.8 mm	1.8 mm	1.8 mm/2.2 mm
<b>Diopter Range</b>	<i>Spherical Equivalent (SE)</i> <b>-5.0 to +35.0 D</b> <i>Cylinder +1.0 to +12.0 D<sup>1</sup></i>	<b>0.0 to +32.0 D</b>	<i>Spherical Equivalent (SE)</i> <b>-4.0 to +32.0 D</b> <i>Cylinder +1.0 to +12.0 D<sup>2,3</sup></i>	<b>-10.0 to +32.0 D</b>	<i>Spherical Equivalent (SE)</i> <b>-4.0 to +32.0 D</b> <i>Cylinder +1.0 to +12.0 D<sup>4</sup></i>
<b>Diopter Increments</b>	0.5 D increments	0.5 D increments	0.5 D increments	0.5 D increments	0.5 D increments
<b>Preloaded Injector*</b>	BLUEMIXS® 180	BLUEMIXS 180	BLUEMIXS 180	BLUEMIXS 180	BLUEMIXS 180
<b>Single-Use Injector*</b>	-	-	-	-	VISCOJECT™ – BIO 1.8
<b>Reusable Injector*</b>	-	-	AT.Shooter	-	AT.Shooter
<b>High-Diopter Injector*</b>	VISCOJECT – BIO 2.2	-	VISCOJECT – BIO 2.2	-	VISCOJECT – BIO 2.2

### ZEISS AT LISA tri family

Trifocal IOLs from ZEISS enable the highest level of spectacle independence allowing patients to see clearly at all distances without visual aids.

### ZEISS AT LARA family

EDoF IOLs were designed to provide excellent vision from far through intermediate distances, inducing less visual side effects than trifocal IOLs. They are therefore ideal for patients who lead an active lifestyle and want to achieve spectacle-free vision for most activities, but are sensitive to halos and glare at night.

### ZEISS Toric IOLs

Toric IOLs from ZEISS are designed to correct astigmatism with more precision, resulting in better visual outcomes. ZEISS toric IOLs are an essential part of the ZEISS Astigmatism Management solution. A solution that provides surgeons with a complete toric workflow: from toric IOL selection to IOL calculation; from biometry to markerless IOL alignment.

### Z CALC

Z CALC is a proprietary algorithm specifically designed for ZEISS IOLs. Providing quick and reliable online calculations for both toric and non-toric ZEISS IOLs. It immediately predicts residual refraction for accurate outcomes, supporting you in getting satisfied patients. Z CALC takes posterior corneal astigmatism into account – either by using IOLMaster TK readings or by using the nomogram functionality. Use Z CALC and receive accurate calculations to choose the most suitable IOL for your patient.



<sup>1</sup> The preloaded AT LISA tri toric 949MP is available in the diopter range: spherical equivalent -5.0 to +32.0 D, cyl. +1.0 to +4.0 D. The non-preloaded AT LISA tri toric 949M is available in the diopter ranges: spherical equivalent -5.0 to +32.0 D, cyl. +4.5 to +12.0 D and spherical equivalent +32.5 to +35.0 D, cyl. +1.0 to +12.0 D.

<sup>2</sup> The preloaded AT LARA toric 929MP is available in the diopter range: spherical equivalent -8.0 to +32.0 D, cyl. +1.0 to +4.0 D. Further preselected SE/cylinder combinations are available above and below the stated SE range.

<sup>3</sup> The non-preloaded AT LARA toric 929M is available in the diopter ranges: spherical equivalent -4.0 to +32.0 D, cyl. +4.5 to +12.0 D. Further preselected SE/cylinder combinations are available above and below the stated SE range.

<sup>4</sup> The preloaded AT TORBI 719MP is available in the diopter range: spherical equivalent -8.0 to +28.0 D, cyl. +1.0 to +4.0 D. The non-preloaded AT TORBI 719M is available in the diopter ranges: spherical equivalent -4.0 to +32.0 D, cyl. +1.0 to +12.0 D. Further preselected SE/cylinder combinations are available above and below the stated SE range.

# ZEISS IOL Portfolio

## Monofocal



	Cataract Technology		
	Monofocal 4-Haptic MICS		
Preloaded	CT ASPHINA® 509MP	CT ASPHINA 409MP	
Non-preloaded	CT ASPHINA 509M	CT ASPHINA 409M	CT SPHERIS® 209M
			
<b>Optic Design</b>	Monofocal, aspheric, aberration correcting	Monofocal, aspheric, aberration neutral	Monofocal, spheric
<b>Incision Size</b>	1.8 mm	1.8 mm	1.8 mm
<b>Dioptr Range</b>	<b>0.0 to +32.0 D</b>	<b>0.0 to +32.0 D</b>	<b>0.0 to +32.0 D</b>
<b>Dioptr Increments</b>	0.5 D increments +10.0 to +30.0 D 1.0 D increments 0.0 to +10.0 D +30.0 to +32.0 D	0.5 D increments +10.0 to +30.0 D 1.0 D increments 0.0 to +10.0 D +30.0 to +32.0 D	0.5 D increments +10.0 to +30.0 D 1.0 D increments 0.0 to +10.0 D +30.0 to +32.0 D
<b>Preloaded Injector*</b>	BLUEMIXS 180	BLUEMIXS 180	-
<b>Single-Use Injector*</b>	VISCOJECT – BIO 1.8	VISCOJECT – BIO 1.8	VISCOJECT – BIO 1.8
<b>Reusable Injector*</b>	AT.Shooter	AT.Shooter	AT.Shooter

### ZEISS CT ASPHINA

Monofocal aspheric IOL made of hydrophilic acrylic (25%) with hydrophobic surface properties. Available as aberration-neutral and aberration-correcting version to meet individual surgeons' preferences. Preloaded option available.

### ZEISS CT SPHERIS

Monofocal spheric IOL made of hydrophilic acrylic (25%) with hydrophobic surface properties.

	Cataract Technology	
	Monofocal 1-Piece C-Loop	
Preloaded	CT LUCIA® 221P	CT LUCIA 621P/PY
Non-preloaded		
		
<b>Optic Design</b>	Monofocal, spheric	Monofocal, aspheric (aberration-correcting)
<b>Incision Size</b>	2.2 – 2.6 mm (depending on diopter)	2.2 – 2.6 mm (depending on diopter)
<b>Dioptr Range</b>	<b>0.0 to +34.0 D</b>	<b>0.0 to +34.0 D</b>
<b>Dioptr Increments</b>	0.5 D increments	0.5 D increments
<b>Injector/Cartridge Set</b>	BLUESERT™ 2.2 Injector for diopter range 0.0 to +24.0 BLUESERT 2.4 Injector for diopter range +24.5 to +30.0 BLUESERT 2.6 Injector for diopter range +30.5 to +34.0	BLUESERT 2.2 Injector for diopter range 0.0 to +24.0 BLUESERT 2.4 Injector for diopter range +24.5 to +30.0 BLUESERT 2.6 injector for diopter range +30.5 to +34.0

**Fully preloaded injector system**



Only available as fully preloaded injector system, not as stand-alone injector

ZEISS CT LUCIA 221P  
ZEISS CT LUCIA 621P/PY

### ZEISS CT LUCIA

The patented asphericity concept of the ZEISS CT LUCIA mitigates against potential decentration issues and delivers confidently excellent visual outcomes. Provided in a new and improved fully preloaded injector for easy and intuitive cataract workflow. The architecture of the IOL offers very stable positioning in the capsular bag for consistent and excellent performance.

\* Please refer to our web site [www.zeiss.com/iol](http://www.zeiss.com/iol) for the most up-to-date references. Some IOLs are not for sale in all countries.

# ZEISS Injectors

## Reliable and easy to use













A selection of high-end injectors from ZEISS has been aligned with the requirements of our IOL portfolio. It provides a choice of different injector formats based on usability, diopter power and workflow preferences. Preloaded or fully preloaded options are available to optimize the surgical workflow and allow micro-incision surgery.

Preloaded Injector	Single-Use Injector	Reusable Injector	High-Diopter Injector
Developed to optimize your cataract workflow	For standard and micro-incision surgery	One to keep	
<b>BLUEMIXS 180</b>	<b>VISCOJECT – BIO 1.8 and 2.2</b>	<b>AT.Shooter A1-2000</b>	<b>ACCUJECT™ 3.0-1P</b>
			
Used with: ■ AT.Smart Cartridge or VISCOJECT-BIO Cartridge Set			
1.8 mm incision	1.8 and 2.2 mm incision	1.8 mm and 2.2 mm incision	3.0 mm incision
Compatible with: <ul style="list-style-type: none"> <li>■ ZEISS AT LISA tri toric 949MP</li> <li>■ ZEISS AT LISA tri 839MP</li> <li>■ ZEISS AT LARA toric 929MP</li> <li>■ ZEISS AT LARA 829MP</li> <li>■ ZEISS AT TORBI 719MP</li> <li>■ ZEISS CT ASPHINA 409MP</li> <li>■ ZEISS CT ASPHINA 509MP</li> </ul>	Compatible with all non-preloaded models: <ul style="list-style-type: none"> <li>■ ZEISS AT LISA tri toric 949M</li> <li>■ ZEISS AT LARA toric 929M</li> <li>■ ZEISS AT TORBI 719M</li> <li>■ ZEISS CT ASPHINA 409M</li> <li>■ ZEISS CT ASPHINA 509M</li> <li>■ ZEISS CT SPHERIS 209M</li> </ul>	Compatible with: <ul style="list-style-type: none"> <li>■ ZEISS AT TORBI 719M</li> <li>■ ZEISS CT ASPHINA 409M</li> <li>■ ZEISS CT ASPHINA 509M</li> <li>■ ZEISS CT SPHERIS 209M</li> </ul>	Compatible with: <ul style="list-style-type: none"> <li>■ ZEISS CT ASPHINA 404</li> <li>■ ZEISS CT SPHERIS 204</li> </ul>

# ZEISS OVD Portfolio

The power of choice at every step

ZEISS provides a wide range of innovative ophthalmic viscosurgical devices that fully support the surgical workflow – giving you the choice to select the OVD that best matches each individual ophthalmic case.

	Overall comforters			Multitalents			Space creators				Protecting layers	
Product name	VISTHESIA 1.0% <sup>1</sup> VISTHESIA 1.5% <sup>1</sup>	VISTHESIA topical ampule <sup>2</sup>	VISTHESIA 1.0% intra <sup>3</sup> VISTHESIA 1.5% intra <sup>3</sup>	COMBIVISC		TWINVISC	Z-HYALIN	Z-HYALIN plus	Z-HYALON*	Z-HYALON plus*	Z-CELCOAT	Z-HYALCOAT
												
Classification	Viscous-cohesive	n/a	Viscous-cohesive	Viscous-cohesive	Medium-viscosity dispersive	First chamber: Medium- viscosity dispersive Second chamber: Viscous-cohesive	Viscous-cohesive	Viscous-cohesive	Viscous-cohesive	Super-viscous cohesive	Low-viscosity dispersive	Medium-viscosity dispersive
Single pack content	1 x intracameral syringe 1 x 27 G cannula 2 x topical ampules	2 x topical ampules	1 x intracameral syringe 1 x 27 G cannula	1 x intracameral syringes 1 x 25 G cannula	1 x intracameral syringes 1 x 25 G cannula	1 x two-chamber intracameral syringe 1 x 25 G cannula	1 x intracameral syringe 1 x 27 G cannula	1 x intracameral syringe 1 x 27 G cannula	1 x intracameral syringe 1 x 27 G cannula	1 x intracameral syringe 1 x 27 G cannula	1 x intracameral syringe 1 x 23 G cannula	1 x intracameral syringe 1 x 25 G cannula
Multipack content	–	–	–	5 x intracameral syringes 5 x 25 G cannulas	5 x intracameral syringes 5 x 25 G cannulas	–	10 x intracameral syringes 10 x 27 G cannulas	10 x intracameral syringes 10 x 27 G cannulas	–	–	10 x intracameral syringes 10 x 23 G cannulas	10 x intracameral syringes 10 x 25 G cannulas
Volume (ml)	0.8	2 x 0.3	0.8	1.0	0.85	0.7	1.0	1.0	0.55 or 0.85	0.55 or 0.85	2.1	0.85
Origin	Bacterial fermentation	Bacterial fermentation	Bacterial fermentation	Bacterial fermentation	Bacterial fermentation	Bacterial fermentation	Bacterial fermentation	Bacterial fermentation	Rooster comb	Rooster comb	Botanical	Bacterial fermentation
Substance	Sodium hyaluronate Lidocaine hydrochloride	Sodium hyaluronate Lidocaine hydrochloride	Sodium hyaluronate Lidocaine hydrochloride	Sodium hyaluronate	Sodium hyaluronate	Sodium hyaluronate	Sodium hyaluronate	Sodium hyaluronate	Sodium hyaluronate	Sodium hyaluronate	Hydroxypropyl- methylcellulose	Sodium hyaluronate
Storage temperature (°C)	2 to 8	2 to 8	2 to 8	2 to 8	2 to 8	2 to 8	2 to 8	2 to 8	2 to 25	2 to 25	2 to 30	2 to 8

\* Only available in EMEA.

<sup>1</sup> VISTHESIA 1.0% and VISTHESIA 1.5% are not for sale in the UK or Portugal

<sup>2</sup> Not available individually; only available with VISTHESIA 1.0% or 1.5%

<sup>3</sup> VISTHESIA intra version does not contain 2 topical ampules

COMBIVISC® is free of natural dry latex and phthalate, has a shelf life of 3 years and a pH range between 6.8 and 7.6.

The shelf life for all OVDs is 3 years except for TWINVISC, which has a shelf life of 2 years.

For detailed technical information, please refer to the OVD webpage: [www.zeiss.com/ovd](http://www.zeiss.com/ovd)



AT LISA tri toric 949M/MP  
 AT LISA tri 839MP  
 AT LARA toric 929M/MP  
 AT LARA 829MP  
 AT TORBI 719M/MP  
 BLUEMIXS 180  
 CT ASPHINA 509M/MP  
 CT ASPHINA 409M/MP  
 CT SPHERIS 209M  
 CT LUCIA 221P  
 CT LUCIA 621P/PY  
 Z-CELCOAT



**Carl Zeiss Meditec AG**

Goeschwitzer Strasse 51–52  
 07745 Jena  
 Germany  
[www.zeiss.com/iol](http://www.zeiss.com/iol)  
[www.zeiss.com/ovd](http://www.zeiss.com/ovd)  
[www.zeiss.com/injectors](http://www.zeiss.com/injectors)  
[www.zeiss.com/med/contacts](http://www.zeiss.com/med/contacts)



VISTHESIA 1.0%  
 VISTHESIA 1.5%  
 VISTHESIA 1.0% intra  
 VISTHESIA 1.5% intra  
 COMBIVISC  
 TWINVISC  
 Z-HYALIN  
 Z-HYALIN plus  
 Z-HYALCOAT



**Hyaltech Ltd.**

Starlaw Business Park  
 Livingston EH54 8SF  
 United Kingdom  
[www.zeiss.com/ovd](http://www.zeiss.com/ovd)  
[www.zeiss.com/med/contacts](http://www.zeiss.com/med/contacts)



ACCUJECT  
 VISCOJECT



**Medicel AG**

Dornierstrasse 11  
 9423 Altenrhein  
 Switzerland  
[www.zeiss.com/injectors](http://www.zeiss.com/injectors)  
[www.zeiss.com/med/contacts](http://www.zeiss.com/med/contacts)



Z-HYALON  
 Z-HYALON plus



**Bohus BioTech AB**

Trädgårdsgatan 4 SE-452 31  
 Strömstad Sweden  
[info@bohusbiotech.com](mailto:info@bohusbiotech.com)  
[www.bohusbiotech.com](http://www.bohusbiotech.com)