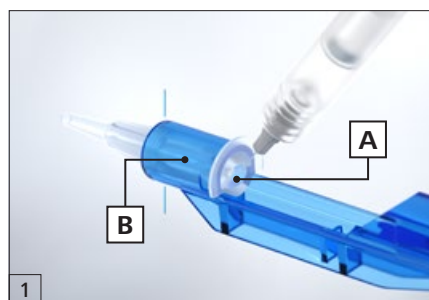


BLUEMIXS 180 injector from ZEISS

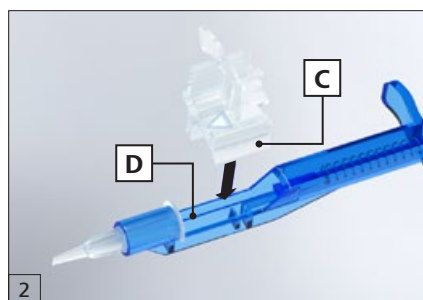
Handling instructions



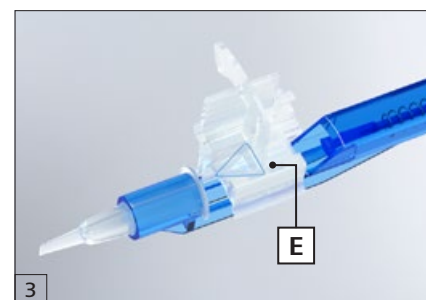
Seeing beyond




1 Insert the cannula of the ocular viscoelastic device (OVD) syringe into the rear of the injector tip (A) and inject viscoelastic into the tip until it fills to the front end of the blue injector body (B). Carl Zeiss Meditec recommends the use of Carl Zeiss Meditec OVDs.




2 Ensure the plunger is fully retracted. Insert the loading chamber (C) containing the lens into the BLUEMIXS 180 injector (D).




3 The triangle on the cap shall point towards the injector tip (E).



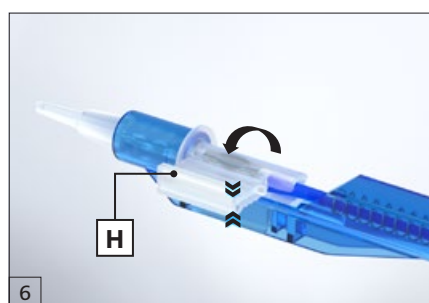
4a Gently push the plunger forward in the intermediate stop position towards the pin of the safety cap (F) until an audible "click" is heard. Pushing the plunger into the intermediate stop position is mandatory to ensure the lens remains in the intended position while removing the safety cap.



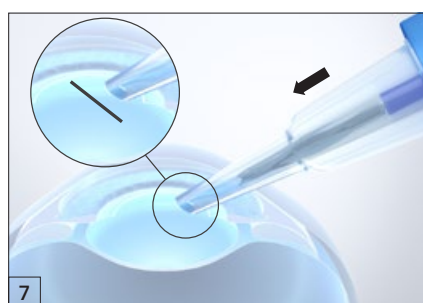
4b The notches on the plunger are aligned with the back of the injector body.



5 Remove vertically the safety cap (G). Visually verify the correct position of the lens.



6 Close the loading chamber (H). The IOL is now ready for injection. Push the plunger forward. Ensure that the blue silicone cushion does not by-pass the pin at the back of the safety cap to avoid lens dislocation. If excessive resistance is felt while pushing the lens forward, check that the silicone cushion is completely separated from the lens. This ensures that the trailing haptic is properly positioned in front of the cushion.



7 a) With the bevel facing down, insert the tip end of the injector into the intraocular incision.
b) Inject the intraocular lens into the capsular bag.
c) Withdraw the injector from the incision.
d) Remove the viscoelastic material thoroughly from the eye. The injection procedure is now finished.

CE 0297

BLUEMIXS 180 Injector



Carl Zeiss Meditec AG
Goeschwitzer Strasse 51–52
07745 Jena
Germany
www.zeiss.com/injectors

en-005_32_025_01811 Printed in Germany. CZ-XII/2021 International edition: Only for sale in selected countries.
The contents of the brochure may differ from the current status of approval of the product or service offering in your country.
Please contact our regional representatives for more information. Subject to changes in design and scope of delivery and due
to ongoing technical development. BLUEMIXS is a registered trademark of Carl Zeiss Meditec AG or other companies of the
ZEISS Group in Germany and / or other countries.
© Carl Zeiss Meditec AG, 2021. All rights reserved.