

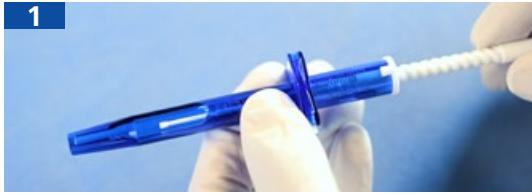


**CT LUCIA 202**  
Handling instruction

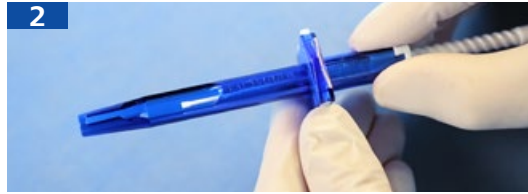


Seeing beyond

# Preparing the ZEISS CT LUCIA 202



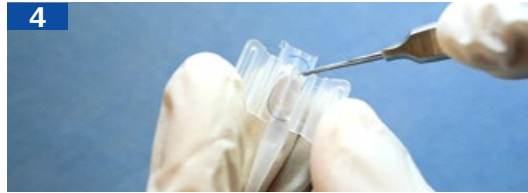
1 Rotate or pull the plunger all the way back from its initial position to provide space for the cartridge to be inserted.




2 To set the screw injector mode, press the white plunger mechanism lock inside the finger flanges to the correct position.



3 Inject OVD into the back opening of the injector tip along the channels of the cartridge.



4 Place the IOL in a central position in the channels of the cartridge. Point the leading haptic in towards the tip of the cartridge.



5 While closing the cartridge wings, place the trailing haptic over the groove at the back of the cartridge, **so that it will not be caught by the plunger**. Make sure that it is not squeezed between the wings.



6 Place the closed cartridge into the opening of the injector and slide all the way forward until you hear the click sound. Make sure that it is not squeezed between the cartridge and the injector body.



7 Ensure that the IOL is moving freely when advancing the plunger to inject the IOL. To commence implantation, when the tip is inside the incision, turn the injector one quarter rotation clockwise to ensure that the leading haptic is pointing left as it exits the tip.




8 As the IOL optic leaves the injector and starts to unfold, slowly turn the injector counterclockwise back to the original position with the bevel edge pointing down.

## Important:

- When advancing the plunger to inject the IOL, it is critical to ensure that the injector has been changed into screw mode for implantation.
- After the IOL is released, and the injector / cartridge has been removed, the trailing haptic may remain outside of the incision. Use a suitable instrument to manually move the haptic and IOL into position.

CE 0297  
CT LUCIA 202

CE 0034  
DualTec™ OD655

 **Carl Zeiss Meditec AG**  
Goeschwitzer Strasse 51–52  
07745 Jena  
Germany  
[www.zeiss.com/ct-lucia](http://www.zeiss.com/ct-lucia)  
[www.zeiss.com/med/contacts](http://www.zeiss.com/med/contacts)

EN\_32\_022\_0004111 Printed in Germany CZ-VIII/2017  
The contents of the brochure may differ from the current status of approval of the product or service offering in your country.  
Please contact our regional representatives for more information. Subject to change in design and scope of delivery and due to ongoing technical development.  
CT LUCIA 202 is either a trademark or registered trademark of Carl Zeiss Meditec AG or other companies of the ZEISS Group in Germany and/or other countries.  
DualTec is a trademark of Ophtec B.V. (CE 0344).  
Printed on elemental chlorine-free bleached paper.  
© Carl Zeiss Meditec AG, 2017. All rights reserved.