



Treatment of Breast Cancer

INTRABEAM 600 from ZEISS



Seeing beyond

Localized tumor control, gentle and precise – targeted applications for breast cancer treatments

In recent years, a new approach has been gaining ground in the treatment of breast cancer. Radical surgical methods are being replaced by less-invasive, breast-conserving therapy. Such a trend is now also appearing in radiotherapy. For certain patients, radiation oncologists are moving away from the current, largely standardized treatment plan to risk-adapted, tailored radiotherapy using intraoperative radiation therapy (IORT).

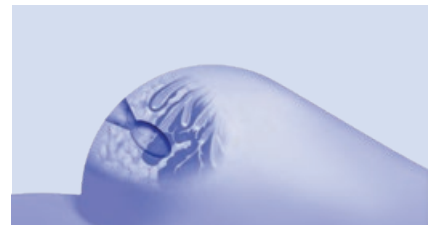
- With IORT the tumor bed is irradiated after tumor removal, intraoperatively.
- Depending upon your patient, local irradiation of the tumor bed can be prescribed as a single treatment or as a boost treatment combined with external beam radiotherapy.¹
- IORT irradiates the tumor bed, which can be frequently missed due to postoperative changes or oncoplastic reconstruction.
- IORT can also be used in settings where oncoplastic techniques are performed.²
- IORT offers selected patients the possibility of a second breast-conserving treatment.^{3, 4}



1 The position of the tumor is determined.



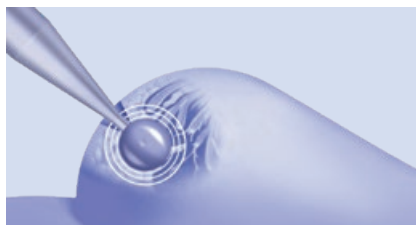
2 During surgery a minimally invasive access point is created.



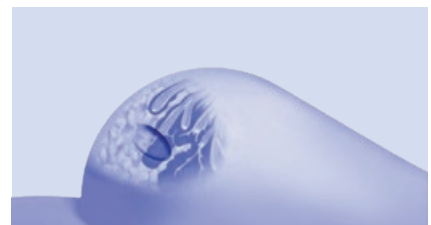
3 The tumor is surgically removed.



4 The correct size (\emptyset) of the applicator is determined and the applicator is positioned in the tumor bed.



5 The tumor bed is locally irradiated for about 30 minutes.



6 The applicator is removed and the incision closed.



The targeted, intraoperative dose of radiation with IORT from ZEISS is a risk-adapted therapeutic solution.



The clinical rationale

Unlike traditional irradiation, IORT from ZEISS can be adapted to the needs of the patient: local irradiation of the tumor bed can be prescribed as a single treatment or as a boost treatment combined with external beam radiotherapy. The standard approximate six weeks of post-op irradiation may be reduced. IORT occurs directly after resection and irradiates the tumor bed which could otherwise be missed due to postoperative changes or oncoplastic reconstruction.



Adapt the radiation to the needs of your patients

To irradiate the tumor bed, e.g. in breast-conserving treatment for breast cancer patients, ZEISS offers a complete range of applicators in different shapes, sizes and diameters. This versatility enables the physician to exactly adapt the emitted radiation beam to the form and size of the tumor bed.

Literature References

- 1 Williams, N. R., Pigott, K. H., Brew-Graves, C., & Keshtgar, M. R. S. (2014). Intraoperative radiotherapy for breast cancer. *Gland Surgery*, 3(2), 109–119.
- 2 Malter, W., Kirn, V., Richters, L., Fridrich, C., Markiefka, B., Bongartz, R., ... Kraemer, S. (2014). Intraoperative Boost Radiotherapy during Targeted Oncoplastic Breast Surgery: Overview and Single Center Experiences. *International Journal of Breast Cancer*, 1–6.
- 3 Kraus-Tiefenbacher, U., Bauer, L., Scheda, A., Schoeber, C., Schaefer, J., Steil, V., & Wenz, F. (2007). Intraoperative radiotherapy (IORT) is an option for patients with localized breast recurrences after previous external-beam radiotherapy. *BMC Cancer*, 7(1), 178.
- 4 Keshtgar, M. R. S., Vaidya, J. S., Tobias, J. S., Wenz, F., Joseph, D., Stacey, C., ... Baum, M. (2011). Targeted Intraoperative Radiotherapy for Breast Cancer in Patients in Whom External Beam Radiation Is Not Possible. *International Journal of Radiation Oncology*Biography*Physics*, 80(1), 31–38.



Carl Zeiss Meditec AG

Goeschwitzer Strasse 51–52
07745 Jena
Germany
www.zeiss.com/radiotherapy
www.zeiss.com/med/contacts



Carl Zeiss Meditec USA, Inc.

5300 Central Parkway
Dublin, CA 94568
USA
www.zeiss.com/us/radiotherapy
www.zeiss.com/us/med

CAP-en-US_30_020_00081 CZ-IX/2021 Printed in the United States. United States edition. Only for sale in selected countries. The contents of the brochure may differ from the current status of approval of the product or service offering in your country. Please contact our regional representatives for more information. Subject to change in design and scope of delivery and as a result of ongoing technical development. INTRABEAM is either a trademark or registered trademark of Carl Zeiss Meditec AG or other companies of the ZEISS Group in Germany and/or other countries.
© Carl Zeiss Meditec USA, Inc., 2021. All rights reserved.