

Create your digital classroom with connected microscopes.



ZEISS Labscope



zeiss.com/digital-classroom

Seeing beyond

ZEISS Labscope

Your Imaging App for Digital Classrooms



Labscope transforms your ZEISS network-compatible microscopes into a WiFi-enabled imaging system. You can easily create digital classrooms – just connect to any of the microscopes at any point in time and from anywhere in your room. Be it in the university, school or even for your hobby – Labscope snaps images and records videos of your microscopic samples, easier than ever.

Highlights

- See what's under every microscope in the room
- Get the real-time live image of any microscope with a tap of your finger
- Share images with anyone. Anywhere.
- Annotate and measure details in images.

Ideal for the digital classroom, with features like the drawing tube function, pointer, Labscope Teacher, configuration locking and much more

- Acquire images wirelessly without the need for computer equipment
- Access cameras from multiple microscopes simultaneously from one device



Simple. Imaging. App.

Labscope is available for Windows PC and iPad.



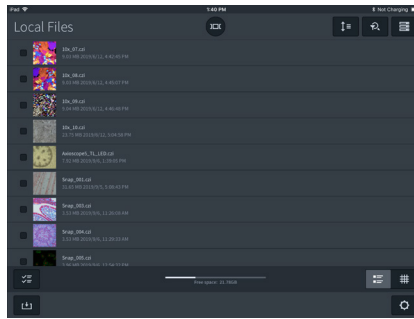
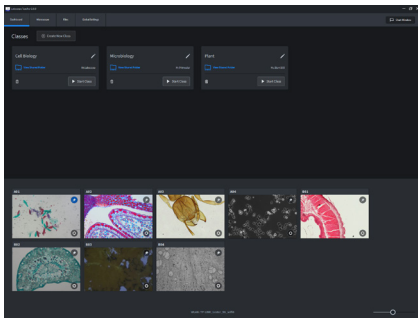
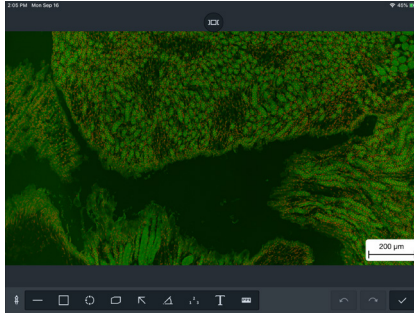
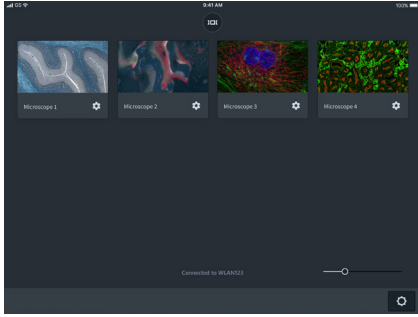
[Download Labscope for Windows!](#)



[Download Labscope for iPad!](#)



Technical Specifications



Profit from these functions for Digital Classroom

- Flexible connection options (LAN, Wi-Fi)
- Image adjustments
- Adjust image (brightness, contrast, gamma, color intensity, sharpening)
- Annotations & measurement
- Pointer function
- Drawing function
- Labscope Teacher

Application Information

Seller	Carl Zeiss AG
Category	Education, documentation, microphotography
Compatibility	iOS device which supports iOS 11, 12, 13 Windows 7, 10 – 64bit Note: for Axiocam 202 mono and Axiocam 208 color the supported Apple device is iPad Air 2 or above because of the performance limitation.
Compatible ZEISS Imaging Devices	Primo Star HDcam, Primotech, Primovert HDcam, Stemi 305 cam, Axiocam ERc 5s, Axiocam 202 mono, Axiocam 208 color
Languages	English, Czech, French, German, Italian, Japanese, Korean, Polish, Portuguese, Russian, Simplified Chinese, Spanish



Carl Zeiss Microscopy GmbH
07745 Jena, Germany
microscopy@zeiss.com
www.zeiss.com/digital-classroom

Follow us on social media:

