

# Enhanced Image Analysis Productivity

Software Always Up-to-date



**ZEISS arivis**

Software Maintenance Agreement



Seeing beyond

# Peace of Mind with Cutting Edge Image Analysis and Support from Experts

## ZEISS Software Services

### Undo the Image Analysis Bottleneck with ZEISS arivis

Accelerate your R&D and gain insights faster with automated multidimensional image analysis for reliable, reproducible results. The ZEISS arivis image analysis platform offers a family of software products that increase your image analysis throughput, no matter the source or format of the image. Our integrated solutions allow for automated end-to-end workflows that simplify your image analysis processes. With ZEISS arivis your image analysis becomes consistent, and your productivity is enhanced with optimized use of computation resources.

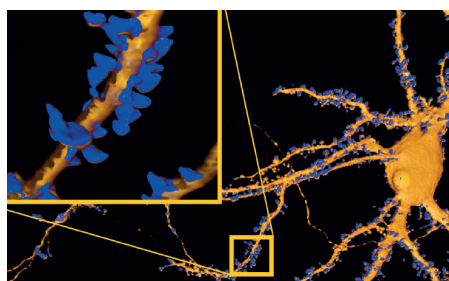
### Expand Functionality, Increase the Productivity of Your Microscope

You can upgrade many ZEISS microscopes (and microscopes from other vendors) with ZEISS arivis software solutions. With our Software Maintenance Agreement you make the most of your software investment, ensuring your software is always up-to-date. As technical requirements may apply to some systems, please contact us to learn more about this issue: [arivis.microscopy@zeiss.com](mailto:arivis.microscopy@zeiss.com).

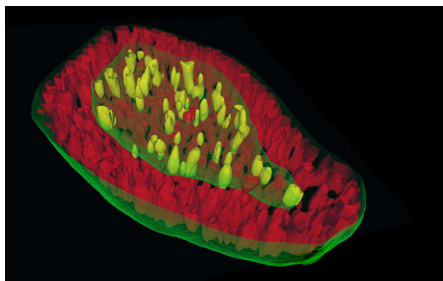
### When Can You Purchase an arivis SMA?

We highly recommend purchasing an SMA


- with a new licence
- when your existing SMA is coming to an end
- when you have an old version, and you want to get the latest functions and/or add new modules



Dendritic spines are effectively segmented and visualized in 3D



Cross-sectional view of an intestinal gut organoid captured on ZEISS Celldiscoverer 7 and analyzed using ZEISS arivis Pro



Dive into your sample for an immersive virtual reality experience

### The arivis Software Maintenance Agreement Includes:

- Two software release updates per year
- Support from our experts via phone, email, desk sharing and video conferencing
- Access to online video tutorials and the software knowledge base
- support for your specific image analysis tasks
- Compatibility between various arivis products
- Updated modules for **ZEISS arivis Pro**, **ZEISS arivis Pro VR** and **ZEISS arivis SIS Converter**

### Availability

ZEISS arivis is available for workstations with at least 64-bit Windows 10 operating system. An SMA is available for each of these arivis products:



ZEISS arivis Pro



ZEISS arivis Pro VR



ZEISS arivis SIS Converter



[arivis.microscopy@zeiss.com](mailto:arivis.microscopy@zeiss.com)  
<https://www.arivis.com/>  
<https://www.linkedin.com/company/arivis-products/pro>



Seeing beyond