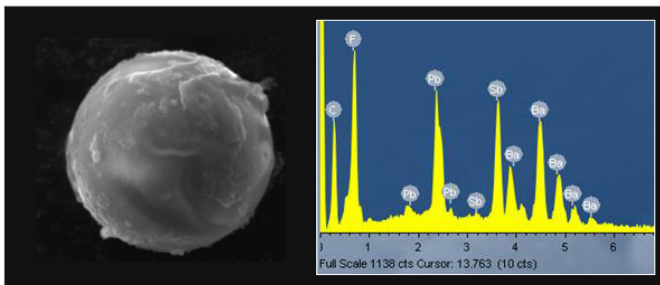



# ZEISS microscope systems for forensic sciences

## Taking a new look at forensics



### Gun Shot Residue


Classify and clearly distinguish Gunshot Residue (GSR) from environmental particles with high precision.



ZEISS Discovery.V20

ZEISS Discovery.V8

ZEISS EVO




### Trace Evidence

Offering limitless possibilities, ZEISS systems enable you to prepare, examine and compare trace evidence details from fibres, paint, hair, glass and pollen with high reproducibility.



ZEISS Axio Imager

Trace - Z



### Sexual Assault Evidence & DNA Analysis

Identify and separate individual cells from sparse and complex samples with maximum yield to obtain pure genetic DNA profiles.



ZEISS PALM MicroBeam

ZEISS Axio Zoom.V16

# ZEISS microscope systems for forensic sciences

## Taking a new look at forensics



### Questioned Documents


From stereo microscopy to electron microscopy, ZEISS offers a broad range of products to accurately differentiate and measure ink, paper fibers and handwriting.



ZEISS Discovery.V20



ZEISS Stemi 508



### Toxicology


ZEISS offers powerful polarization and electron microscopes for examining crystal patterns and birefringence, and scanning elemental data.



ZEISS EVO



ZEISS Axiolab 5 Pol



### Ballistics & Tool Marks

Measure and compare unique impressions of projectiles and tool marks with high accuracy and repeatability.



ZEISS Axio Zoom.V16



Discovery - Z



### Further solutions from ZEISS are available, also for:

- Forensic Medicine
- Forensic Dentistry
- Dactyloscopy



microscopy@zeiss.com  
www.zeiss.com/forensics



Seeing beyond