

Data Storage and Access Wherever You Are



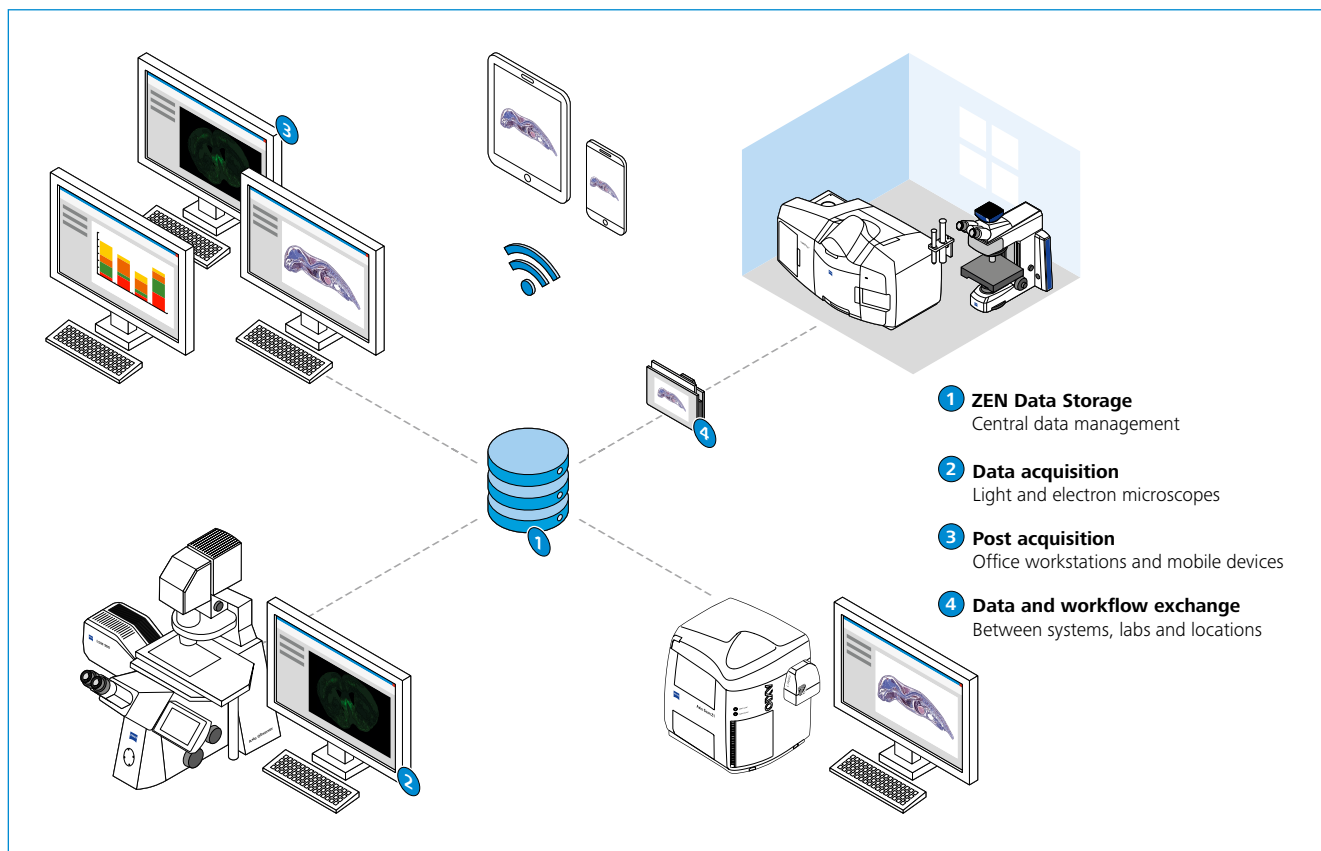
ZEN Data Storage and Data Explorer

Smart data management in life sciences



ZEN Data Storage

The safe haven for all your imaging data



Store and manage your multimodal imaging data in a central storage place: ZEISS ZEN Data Storage.

Manage large amounts of data conveniently

Life Science imaging is a multi-mode effort. In your lab you might be running simultaneous projects using, for example, whole slide scanning on an Axio Scan.Z1, live-cell acquisitions using Celldiscoverer 7, and super-resolution approaches on an Elyra 7. Even in routine applications where manual microscopes are used, hundreds of images are taken per day. These massive amounts of data need to be stored and managed in a convenient way.

Inspired by experience with large-scale imaging networks from our partners, ZEISS implemented a central solution that manages your data storage so you can focus on your research results.

ZEN Data Storage Server forms the central database that holds not only the images, but also multidimensional ZEN Connect projects. The server software is easily installed on any Windows-based server hardware.

Separate image acquisition and processing tasks

Smart management allows simultaneous access to the same data set of several users with different access rights for easy sharing and information exchange. ZEN Data Storage integrates into existing servers for lab management systems or established ZEN Connect installations. Connecting all your instruments means unreliable data transfer via sticks or external hard drives becomes a thing of the past. Now you can fully harness

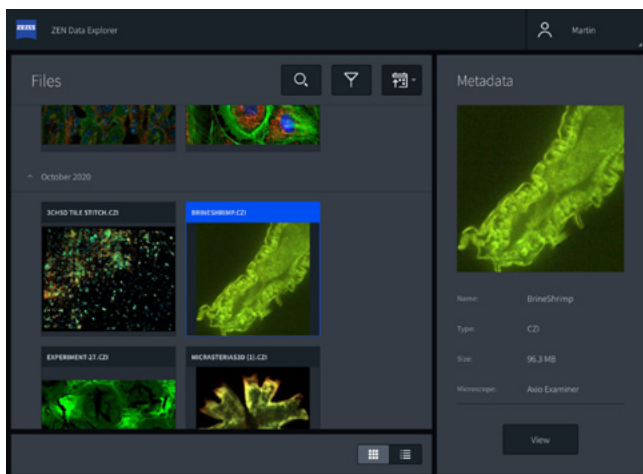
the potential of separating the tasks of data acquisition on your microscope systems and analysis on your dedicated processing workstations.

Get faster from experiment to publication

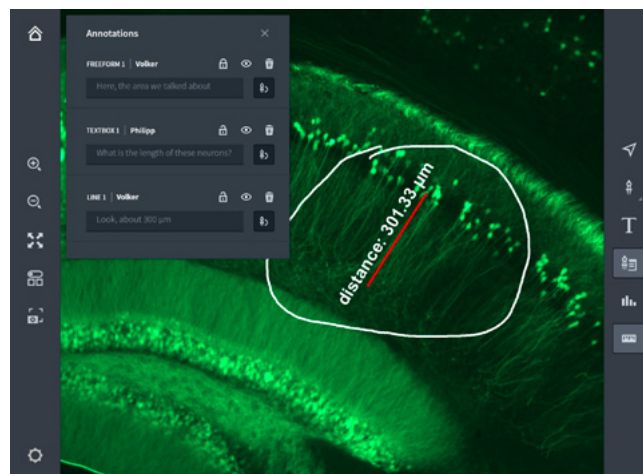
Connecting your instruments via ZEN Data Storage ensures the road from experiment to publication becomes significantly more efficient. Remember the time you searched for that data set that was generated 2 years ago by your student and was hidden somewhere on one of several lab computers? Having all your data organized in one place facilitates implementation of backup and data security plans. Data sets are quickly accessed via context-specific searching and browsing options.

ZEN Data Explorer

Permanent access to your research results



ZEN Data Explorer gallery view



ZEN Data Explorer annotations view

Access and share your data with ease

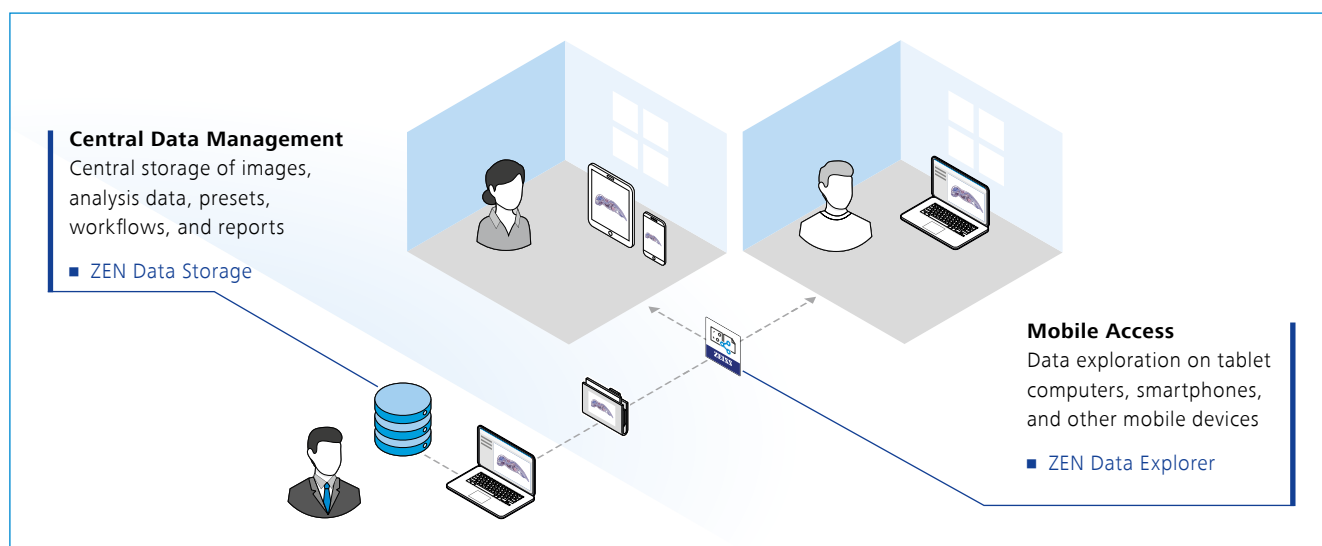
Presenting and sharing knowledge is fundamental to the scientist. ZEN Data Explorer makes your data available wherever you go. Running as a App on smartphones and tablets (both iOS and Android) as well as in a web browser, ZEN Data Explorer creates an access to your data storage and handles even large files efficiently. ZEN Data Explorer will be your companion for sharing your findings at conferences and impressing prospective collaboration partners with your data.

Annotations, simple measurements, highlighting shapes – ZEN Data Explorer is streamlined for fast and interactive sketching of your data that might have just been recorded by

your colleague on the other side of the globe. Complex data structures like ZEN Connect projects or other multidimensional experiments are well conserved within ZEN Data Explorer. You can browse and smart-search for names, any other image features or even your individual tags.

Make knowledge accessible for virtual learning

If you fulfil a teaching role in science and regularly work with images or even completely digitized slides in your classes, let ZEN Data Explorer take care of the distribution of your teaching material; your students may browse, annotate or download the material at their leisure. Custom licenses are available for any of your needs.



Share data on ZEN Data Storage with students and partners via ZEN Data Explorer.

ZEN Data Storage and Data Explorer

Your solution for smart storage and data access

ZEN Data Storage

- Server software (provided by ZEISS) installed on any Windows-based server hardware (Windows Server, MS SQL)
- Central, intelligent data management
- Concurrent access
- Role-based permissions
- Integration with ZEN blue
- Conserving complex data structures
- Separation of image acquisition and analysis

ZEN Data Explorer

- Requires a ZEN Data Storage installation
- Browser-based access from anywhere
- Apps available for smart phone and tablet (iOS and Android)
- Fast image rendering even for large files
- Easy annotation and download of images
- Smart browsing and searching
- Custom licensing for research or education & routine needs



Carl Zeiss Microscopy GmbH

07745 Jena, Germany
microscopy@zeiss.com
zeiss.com/microscopy