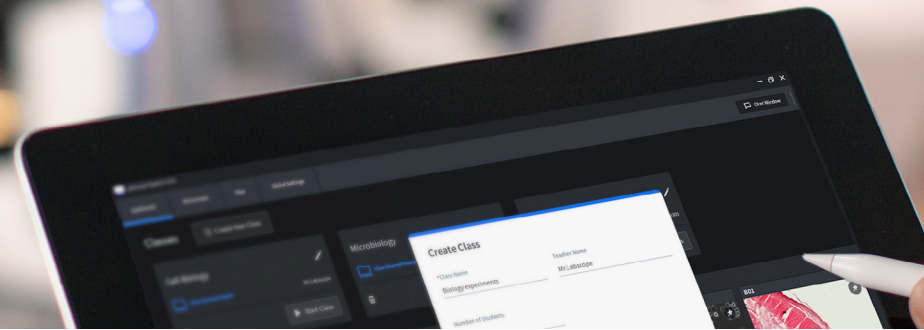


# Learn. Share. Collaborate.



## **ZEISS Labscope**

Your microscope software to empower digital education.

[zeiss.com/labscope](https://zeiss.com/labscope)



Seeing beyond

## Your microscope software to empower digital education.

---

### › In Brief

---

### › The Advantages

---

### › The Applications

---

Labscope is your easy-to-use imaging app for digital education. Be it for the university, school or even your hobby – it's easier than ever before to snap images, record videos and measure your microscopic samples. You can easily create digital classrooms – just connect your ZEISS microscopes into a network. Explore the advantages of an interactive learning atmosphere where you can engage your students fully and enthuse them with your lessons.

No matter which device you use, you will enjoy the same look and feel: no training required. It's never been so simple and efficient until now.

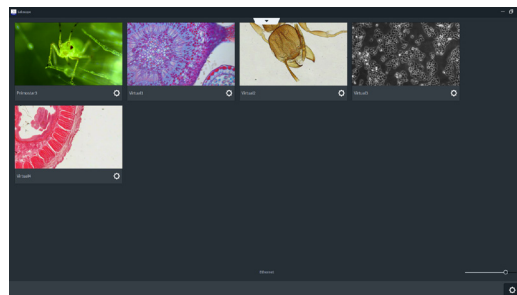


# Simpler. More Intelligent. More Integrated.

- › In Brief
- › **The Advantages**
- › The Applications

## Enjoy Connected Microscopy

In digital education connectivity is a core feature, offering you control, remote observation and the use of mobile devices to learn, share and collaborate. With Labscope you can transform your student lab via a Wi-Fi-enabled network into a digital classroom. Labscope lets you display all the live images from all the connected microscopes at any time and from anywhere in the room. Observe how your students are doing in real-time. Project images from any microscope onto the wall or a TV screen. Discuss what students are seeing with the whole class. As you move freely around the room, 'lecture & listen' becomes 'show & see'.



## Simple. Imaging. App.

Whether you're using a traditional Windows PC with mouse and keyboard, with touchscreen, an Android device, or an iPad or iPhone we've got you covered. Labscope runs on all of these devices. Labscope leverages network technology to switch effortlessly between microscopes and get real-time thumbnails of all microscopes in the room. If you're just looking for an easy-to-use, single-microscope imaging solution, you can skip the network and connect your ZEISS microscope to any Windows computer via a USB cable.



## Powerful Features with Every Touch

Get your students measuring, annotating and documenting their results by making it easy to snap images or record videos. Save your images in the ZEN-compatible .czi file format, which includes all metadata and a separate annotation layer – or select the .jpg format to save space. Use the integrated pointer to lead your students to areas of interest. Let them do their hand drawings with the drawing function. Or opt for Labscope Teacher to manage and organize your digital classroom. Labscope works easily by touch and gesture control, independently from your device.



# Your Insight into the Technology Behind It

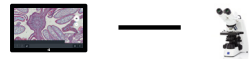
- › In Brief
- › **The Advantages**
- › The Applications

## Easy digital solutions

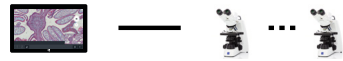
To connect a WiFi-enabled network that spans the whole lab or classroom, use Labscope-ready ZEISS microscopes. Such as Primostar 3 HD, Primovert HDcam, Stemi 305 cam, Axioscope 5/7/Vario and Axiolab 5 – or any other microscopes equipped with cameras like Axiocam ERc 5s, Axiocam 202 mono, Axiocam 208 color.

## Document and archive your results.

And share the images in your digital network. It is full of possibilities.



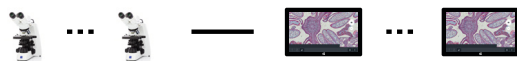
- Connect Labscope to your microscope to start with digital microscopy work.



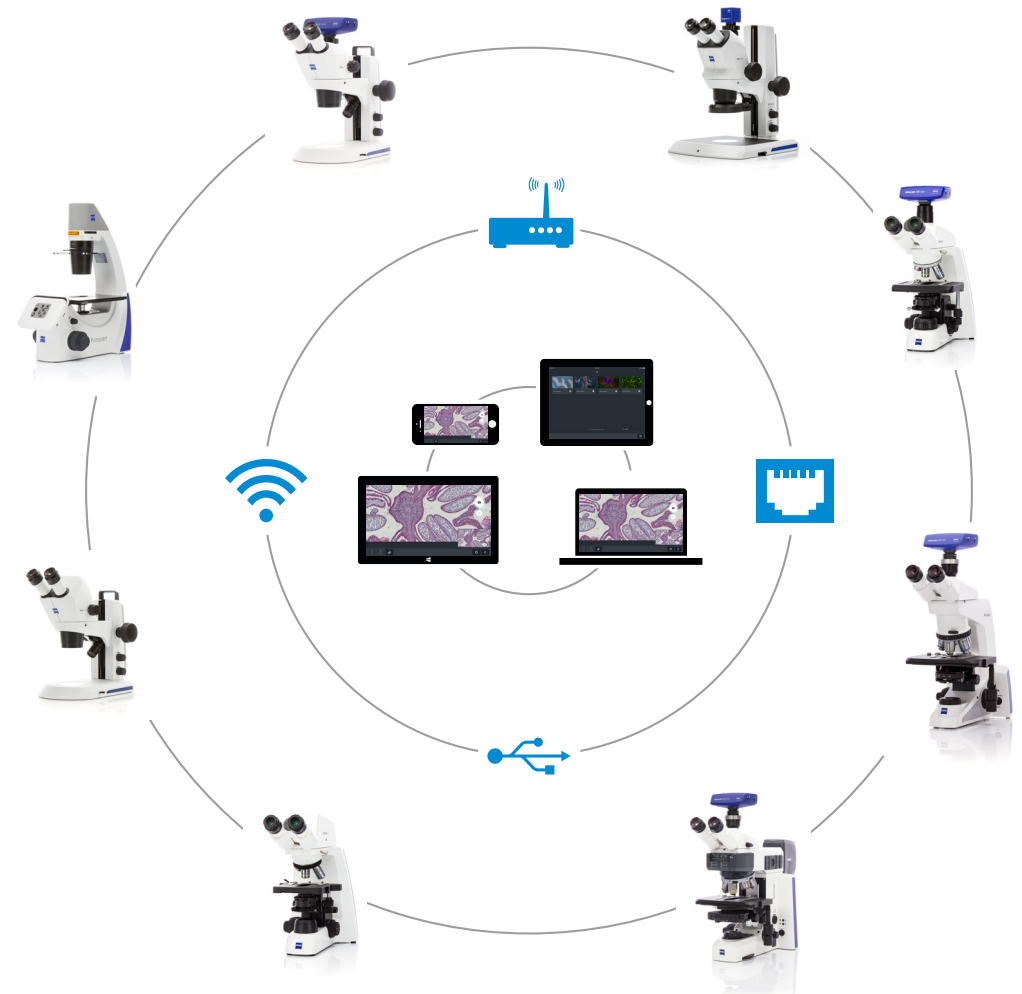
- Connect Labscope to multiple microscopes to fulfill your microscopy works on different microscopes.



- Connect your microscope to multiple tablets to do the microscopy work by different users at same time.



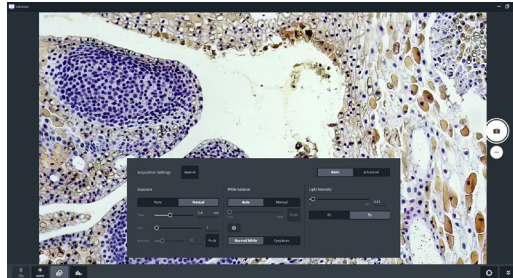
- Connect multiple microscopes to multiple devices to enable a fully connected lab or classroom.



# Expand Your Possibilities

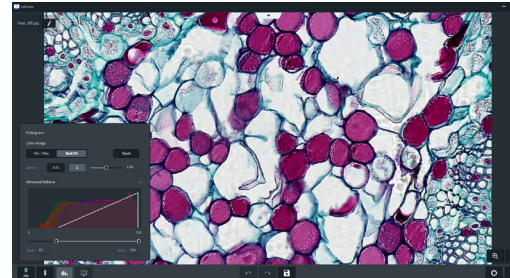
- › In Brief
- › The Advantages
- › **The Applications**

## Advanced functions



### Acquisition settings

Get in-app control of your hardware to adjust exposure, white balance, light intensity and more. Focus on the specimen all the time.



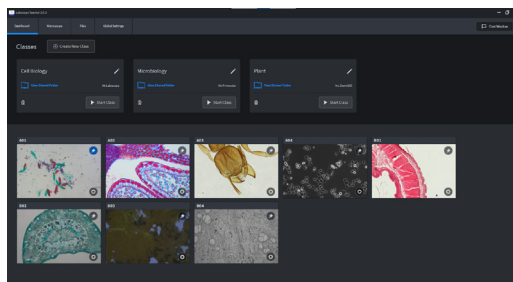
### Histogram

The histogram panel is available for both live view and image view. The Min/Max and Best Fit functions optimize the display effect with just one click.



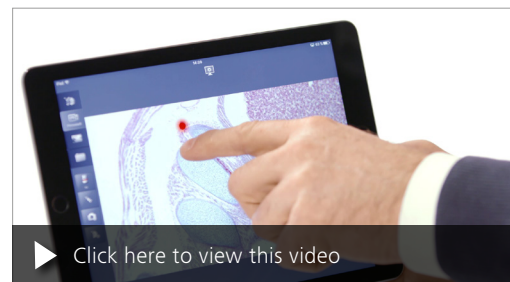
### Drawing Tube

Do hand drawings of microscopy images without drawing skills. The translucent sketch solution provides an inspiring learning style.



### Labscope Teacher\*

Organize and manage your digital classroom efficiently. The digital classroom solution from ZEISS creates an interactive learning environment where digital natives feel at home.



### Pointer Function

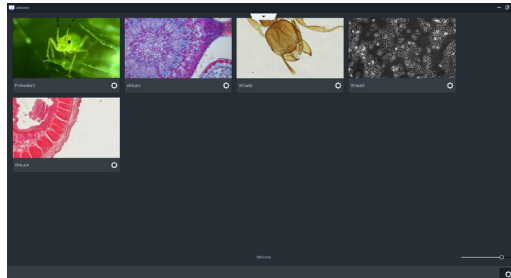
Use a projector to grab student's attention and point them toward tiny structures and interesting details.

\* Labscope Teacher is a licensed software, please consult with sales representative for enquiry, demo and free trial.

# Expand Your Possibilities

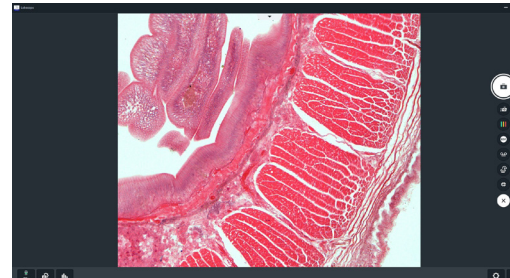
- › In Brief
- › The Advantages
- › **The Applications**

## Basic functions



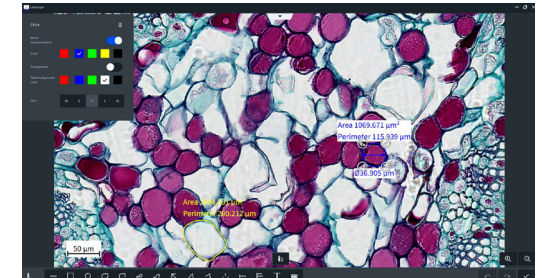
### Microscope list

Get an overview of all connected microscopes. Manage and work on them easily.



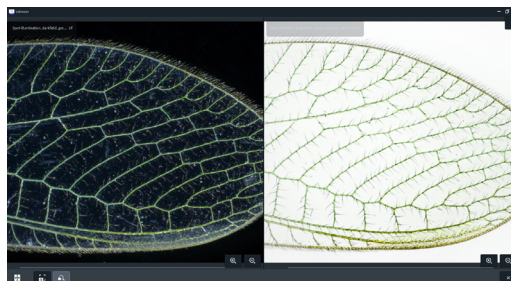
### Live view and acquisition modes\*

High-quality live image and multiple acquisition modes make your microscopy work more flexible.



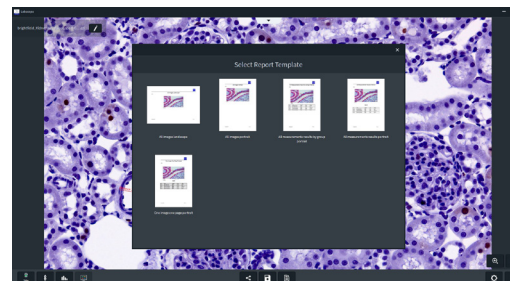
### Annotations and measurements

Choose between 15 types of annotations and easy adjustments of color and size.



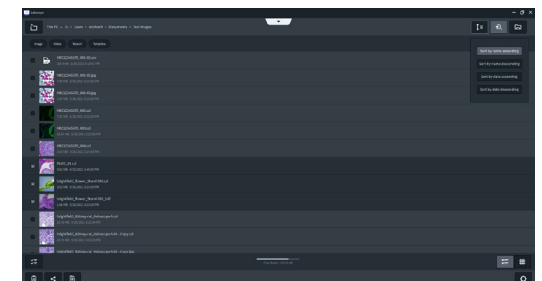
### Split view

Compare your images in detail with the split view. Zoom in and zoom out, and even save the image of split view for documentation.



### Report

Different kinds of report templates are prepared for you to quickly create reports from your microscopy work.



### File management

Sort, search and share your images, videos and reports. Barcode scanning is also available when you want to set a file name or search a file.

\* Availability of each acquisition mode is depending on cameras and microscopes.

# Expand Your Possibilities

- › In Brief
- › The Advantages
- › **The Applications**

## **ZEISS Labscope Teacher**

**Organize and manage your digital classroom efficiently.**

### **Engage the Digital Natives**

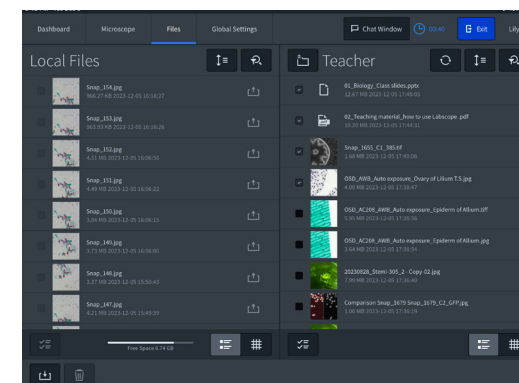
Today's students have grown up in an interconnected world of digital media. It's exciting and fun, and this in turn is changing how they learn. A digital classroom from ZEISS creates an interactive learning environment where these digital natives feel at home. Microscopy is much more fun, and having fun while learning is bound to inspire better results. Your challenge as a teacher is to manage this technology and maximize its value in today's digital classroom. That's where Labscope Teacher comes in.

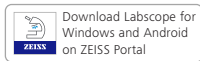


### **Actively Organize Your Lessons**

Labscope Teacher puts you in charge of all connected microscopes in the network, while you move freely around the classroom. Share your screen with your students as well as digital information such as documents or presentations. Your master device makes it easy to keep everybody on track. You only need to create and start your class with a few simple clicks. Then students join the class, helping you to save valuable teaching time.

### **Collaborate, Assist and Share**

Keep your students engaged and focused. With Labscope Teacher it's easy to follow every individual's progress so you can adapt your teaching to suit each one. You'll see thumbnails of all their activity at a glance. That lets you keep an eye on everybody and, where needed, alter and correct image settings remotely. Hold their attention, excite them. Then, it's just as easy to share your files. Labscope Teacher generates shared class folders automatically, allowing you to show and discuss each student's work on a monitor and share results in real-time.





[Download Labscope for Windows and Android](#)

[Download Labscope for Android](#)

[Download Labscope for iOS](#)

**Note:**

For service & support visit: [ZEISS Labscope Forum](#).

For ideas of product development: [ZEISS Portal My Voice](#).