

# Create your digital classroom with connected microscopes.



**ZEISS Labscope**



[zeiss.com/digital-classroom](https://zeiss.com/digital-classroom)

Seeing beyond

# ZEISS Labscope

## Your Imaging App for Digital Classrooms



Labscope transforms your ZEISS network-compatible microscopes into a WiFi-enabled imaging system. You can easily create digital classrooms – just connect to any of the microscopes at any point in time and from anywhere in your room. Be it in the university, school or even for your hobby – Labscope snaps images and records videos of your microscopic samples, easier than ever.

### Highlights

- See what's under every microscope in the room
- Get the real-time live image of any microscope with a tap of your finger
- Share images with anyone. Anywhere.
- Annotate and measure details in images.

Ideal for the digital classroom, with features like the drawing tube function, pointer, Labscope Teacher module, configuration locking and much more

- Acquire images wirelessly without the need for computer equipment
- Access cameras from multiple microscopes simultaneously from one device



### Simple. Imaging. App.

Labscope is available for Windows PC and iPad.



Download Labscope 3.1.1 for Windows!

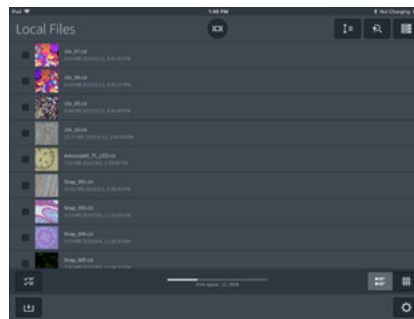
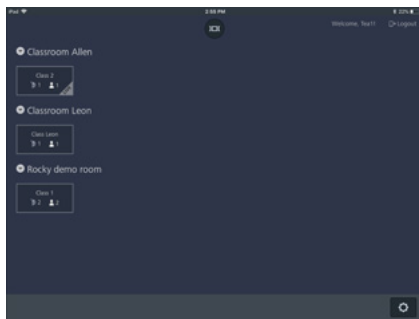
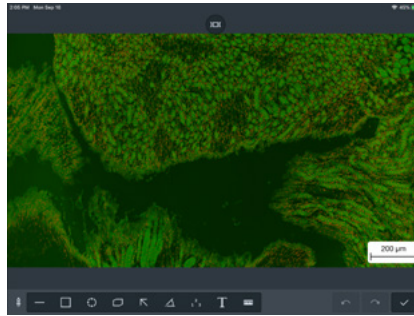
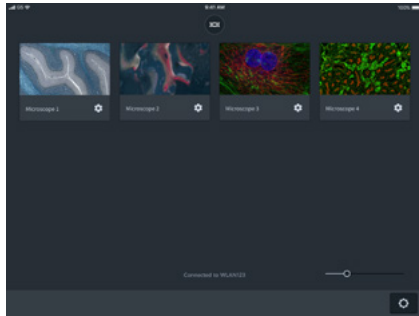


Download Labscope 3.1.1 for iPad!





# Technical Specifications



## Profit from these functions for Digital Classroom

- Flexible connection options (LAN, Wi-Fi)
- Image adjustments
- Adjust image (brightness, contrast, gamma, color intensity, sharpening)
- Annotations & measurement
- Pointer function
- Drawing function
- Labscope Teacher module

### Application Information

<b>Seller</b>	Carl Zeiss AG
<b>Category</b>	Education, documentation, microphotography
<b>Compatibility</b>	iOS device which supports iOS 11, 12, 13 Windows 7, 10 – 64bit Note: for Axiocam 202 mono and Axiocam 208 color the supported Apple device is iPad Air 2 or above because of the performance limitation.
<b>Compatible ZEISS Imaging Devices</b>	Primo Star HDcam, Primotech, Primovert HDcam, Stemi 305 cam, Axiocam ERc 5s, Axiocam 202 mono, Axiocam 208 color
<b>Languages</b>	English, Czech, French, German, Italian, Japanese, Korean, Polish, Portuguese, Russian, Simplified Chinese, Spanish

**Carl Zeiss Microscopy GmbH**  
 07745 Jena, Germany  
 microscopy@zeiss.com  
 www.zeiss.com/digital-classroom